

**DRAWING INSPIRATION FROM LOCAL MOTIFS FOR JEWELRY
PRODUCTION**

BY

**DANIEL EMMANUEL OSEMUDIAMEN
ENV2002769**

**UNIVERSITY OF BENIN
BENIN CITY**

MARCH, 2025

**DRAWING INSPIRATION FROM LOCAL MOTIFS FOR JEWELRY
PRODUCTION**

BY

**DANIEL EMMANUEL OSEMUDIAMEN
ENV2002769**

**A RESEARCH PROJECT SUBMITTED TO THE DEPARTMENT OF FINE
AND APPLIED ARTS, FACULTY OF ENVIRONMENTAL SCIENCES,
UNIVERSITY OF BENIN, BENIN CITY, EDO STATE, IN PARTIAL
FULFILMENT OF THE REQUIREMENTS FOR THE AWARD OF
BACHELOR OF ARTS (B.A) DEGREE IN FINE AND APPLIED ARTS**

MARCH, 2025

DECLARATION

With matriculation number ENV2002769, I, EMMANUEL DANIEL OSEMUDIAMEN, hereby declare that this project, "**Drawing Inspiration from Local Motifs for Jewelry Production**", is a record of my original work completed in the Department of Fine and Applied Arts, Faculty of Environmental Sciences, University of Benin, under the supervision of Mr Eki Omokpagha.

No other degree or diploma from this University or any other Educational Institution has received this work, in whole or in part. In the reference section, every source of information used in this project, in all sincerity and to the best of my knowledge, has been properly acknowledged.

EMMANUEL DANIEL OSEMUDIAMEN
ENV 2002769

DATE

CERTIFICATION

DEDICATION

I dedicate this work to God Almighty, for his grace and mercy that endures forever in my life. To my wonderful mum Mrs Emmanuel Eunice, my Dad Mr Emmanuel Ineomom,. I really appreciate all my family and my course mates.

ACKNOWLEDGEMENTS

Sincere gratitude goes to the Head of Department of Fine and Applied Arts in person of Dr. Kennedy Eweka. My supervisor, Mr. Eki Omokpagha, for their expert guidance and support throughout my research on drawing inspiration from local motifs for jewelry production, and all my lecturers from hundred level till now, the non-teaching staff in the department of fine and applied arts, my course mate. Thank you very much for been part of the success of my program and project in the University of Benin.

TABLE OF CONTENTS

Title page	-	-	-	-	-	-	-	-	-	i
Declaration	-	-	-	-	-	-	-	-	-	ii
Certification	-	-	-	-	-	-	-	-	-	iii
Dedication	-	-	-	-	-	-	-	-	-	iv
Acknowledgements	-	-	-	-	-	-	-	-	-	v
Table of Contents	-	-	-	-	-	-	-	-	-	vi
Abstract	-	-	-	-	-	-	-	-	-	viii

CHAPTER ONE: INTRODUCTION

Introduction	-	-	-	-	-	-	-	-	-	1
Background of the Study	-	-	-	-	-	-	-	-	-	2
Statement of the Problem	-	-	-	-	-	-	-	-	-	4
Research Question	-	-	-	-	-	-	-	-	-	5
Aim and Objective of Study	-	-	-	-	-	-	-	-	-	5
Significance of the Study	-	-	-	-	-	-	-	-	-	6
Scope and Delimitation of Study	-	-	-	-	-	-	-	-	-	7

CHAPTER TWO: LITERATURE REVIEW

The Foundation of Jewelry Production	-	-	-	-	-	-	-	-	-	9
Metal Symbolism in African Culture	-	-	-	-	-	-	-	-	-	10
Foundation in Filigree Technique in Jewelry Production	-	-	-	-	-	-	-	-	-	12
Techniques and Craftsmanship	-	-	-	-	-	-	-	-	-	13
Cultural Significance	-	-	-	-	-	-	-	-	-	13
Ibo Culture	-	-	-	-	-	-	-	-	-	14
Challenges in Jewelry Making	-	-	-	-	-	-	-	-	-	16
Jewelry as a Tool for Cultural Preservation	-	-	-	-	-	-	-	-	-	19

CHAPTER THREE: METHOD OF EXECUTION									
Design Process	-	-	-	-	-	-	-	-	31
Material Sourcing	-	-	-	-	-	-	-	-	3
Steps Involved in Jewelry Production Using Filigree Approach	-	-							
Safety Precautions	-	-	-	-	-	-	-	-	
Tools and Equipment Employed in the Process					-	-	-	-	
Metal Finishing in Filigree Drawing Production					-	-	-	-	
CHAPTER FOUR: DATA ANALYSIS	-	-	-	-	-	-	-	-	15
Findings and Conclusion	-	-	-	-	-	-	-	-	
REFERENCES	-	-	-	-	-	-	-	-	25

ABSTRACT

This study explores how local motifs can be used in jewelry making to preserve cultural heritage. It focuses on the importance of traditional symbols and how they can be adapted into modern jewelry without losing their meaning.

The research looks at different materials and techniques, including the filigree method, which helps create detailed designs. By studying these motifs, the project shows how they can improve the beauty and cultural value of jewelry. The study also highlights how modern jewelry makers can use these traditional elements to create unique and meaningful designs. This research aims to support the preservation of local art by applying it in today's jewelry industry.

CHAPTER ONE

INTRODUCTION

Cultural heritage as expressed through art instills a profound sense of belonging and pride, linking individuals to their origins and nurturing a collective identity with earlier generations. This relationship with history enhances a community's shared memory and offers individuals a deeper comprehension of their roots, allowing them to view themselves as part of an ongoing narrative.

Maintaining this connection to the past ensures that traditional methods, narratives, and symbols endure. Art forms derived from cultural heritage serve as connection between generations, safeguarding valuable practices and wisdom that could otherwise fade away. By sustaining these traditions, communities honor their ancestors, ensuring their contributions remain significant today.

In addition to strengthening identity and preserving customs, art steeped in cultural heritage serves as an educational tool, illustrating a society's distinctive history, values, and viewpoints to both local and global audiences. These artistic expressions frequently narrate essential historical events and cultural beliefs, offering insights into social values that written records might not fully convey.

This lively cultural continuity also supports local economies through crafts, tourism, and cultural products. By safeguarding and promoting these artistic forms, communities can create jobs, attract visitors, and generate income, all while presenting authentic cultural representations that pay homage to their heritage.

The interplay of connection, preservation, education, and economic benefits makes cultural heritage in art a vibrant and valuable part of society, honoring history while enhancing the present environment.

In recent years, traditional jewelry-making methods like filigree have experienced a downturn due to modernization, evolving fashion trends, and diminishing enthusiasm for handmade crafts. Consequently, there is a threat of losing this important element of cultural heritage.

This study intends to examine the significance of the filigree technique in maintaining cultural heritage and investigate ways to preserve and adapt it within modern jewelry-making. By recognizing and promoting this art form, the study aims to support the larger initiative of safeguarding cultural heritage.

Background to the Study

Jewelry has always been more than decoration; it plays a key role in showing cultural identity and beliefs. In many African communities, jewelry is a way to express identity, history, and spiritual values. In Nigeria, for example, jewelry often reflects a person's social status and connection to their cultural roots. Many pieces contain designs that tell stories from ancestors or symbolize important life events, making jewelry a meaningful part of cultural heritage.

One traditional technique used in jewelry-making is filigree, known for its fine, lace-like patterns made from thin metal threads. Filigree has a long history, starting in ancient Mesopotamia and spreading across cultures, including in Africa. Nigerian

artisans have used filigree to create jewelry that is worn at weddings, festivals, and other important events, making it a special part of their culture (World Crafts Council, 2019). Filigree jewelry highlights skill and creativity and carries important cultural meanings, passed down through generations.

Unfortunately, traditional practices like filigree are at risk of disappearing. Modern lifestyles and mass-produced goods are more common now, and younger generations may see traditional crafts as outdated or hard to make a living from (Akande, 2020). This has led to fewer artisans learning and continuing these skills, which threatens the survival of filigree and other traditional crafts. Without efforts to protect and teach these skills, we may lose valuable knowledge and important parts of culture.

Preserving the art of filigree through hands-on projects like this one is a meaningful step in sustaining cultural heritage. By actively creating jewelry pieces with traditional techniques, this project not only keeps the skill alive but also gives people a chance to connect with their history through art. Training in filigree allows artisans to pass down these skills to future generations, ensuring they can appreciate and carry on their cultural heritage. This project, by blending traditional methods with a modern approach, helps keep the heritage of filigree relevant, strengthening cultural identity and pride.

Statement of the Problem:

The risk of losing cultural heritage is a serious issue, especially as unique Nigerian jewelry designs, known as cultural motifs, face extinction. In Nigeria, jewelry has always held special meaning, with each design or motif symbolizing identity and history. But today, many young people are moving away from traditional arts, focusing instead on modern lifestyles and careers. This shift means that fewer people are learning the skills needed to keep these designs alive, putting them at risk of disappearing.

The craft of filigree jewelry-making faces particular challenges in preserving these cultural motifs. There aren't many formal training programs to teach traditional jewelry-making, so artisans have limited ways to learn and share these skills. Economic pressures also push artisans toward more profitable jobs, reducing the number of people who continue with filigree. Furthermore, as older artisans become fewer, the knowledge of these intricate designs is also fading, making it harder to keep this valuable tradition alive in a fast-changing world.

In summary, the decline of these cultural motifs in filigree jewelry is a major risk to Nigerian heritage. Without efforts to preserve them, a valuable part of cultural identity could be lost. This project aims to protect these traditional designs, ensuring they remain a meaningful part of Nigerian culture.

World Crafts Council. (2019). Traditional Jewelry: Preservation and Cultural Significance. *World Crafts Journal*, 15(3), 35-47.

Research Questions:

- How can traditional jewelry-making techniques, like filigree, contribute to the preservation of cultural MOTIF heritage?
- In what ways has the filigree technique historically impacted cultural identity in Nigeria?
- What are the factors affecting the continued practice of filigree jewelry-making in modern Nigerian society?
- How do modern artisans perceive and practice the filigree technique, and what motivates them to continue it?
- What practical steps can be taken to ensure the sustainability of the filigree technique among future artisans?

Aim and Objectives of the Study:

The aim of this study is to explore how cultural motifs can be preserved through the traditional filigree technique of jewelry-making in Nigeria, ensuring they remain a vital part of the nation's cultural heritage.

Objectives

1. To examine the cultural significance of filigree jewelry in Nigerian history and heritage.
2. To identify the current challenges facing the practice and transmission of the filigree technique.
3. To explore the role of modern artisans in preserving the filigree tradition.

4. To propose strategies for encouraging the sustainability and adaptation of filigree in contemporary jewelry-making.
5. To assess the potential cultural and economic impact of preserving traditional jewelry-making techniques.

Significance of the Study

This study will help people understand and appreciate traditional crafts, especially the cultural motifs used in the filigree jewelry-making technique in Nigeria. By showcasing the cultural and historical significance of these motifs, this research can serve as a valuable resource for schools and cultural organizations dedicated to heritage preservation. This deeper understanding of the motifs and traditions behind this craft can inspire more efforts to protect and honor these cultural symbols.

The study will also support artisans and cultural workers by bringing attention to the challenges they face in practicing filigree. By identifying these difficulties, the research can help people who make decisions develop programs to support artisans. Supporting these skilled craftsmen is important for keeping the filigree technique alive and for recognizing their role in preserving culture.

In addition, this study might inspire modern jewelry designers to use traditional techniques like filigree in their work. By mixing old and new methods, designers can expand their creativity and make pieces that honor culture while attracting today's audiences.

Keeping the filigree technique alive can also bring economic and educational benefits. Promoting traditional crafts can open up opportunities for tourism and learning, creating new ways to boost local economies. Teaching people about filigree can increase understanding of traditional arts, which benefits artisans and the community as a whole. In short, this study will help protect a valuable cultural practice and inspire people to appreciate the craft and its role in cultural heritage.

Scope and Delimitation of the Study

Scope

This study will focus on the traditional filigree jewelry-making technique in Nigeria, specifically creating a complete set of jewelry that uses the Igbo traditional motif. It will look at the materials, tools, and methods needed to make this jewelry set and explore how traditional Igbo designs are used in filigree to show cultural heritage. The study will also focus on regions in Nigeria where filigree and Igbo cultural symbols are commonly practiced.

Delimitations

The study will be limited to creating a specific set of jewelry, including pieces like rings, necklaces, bracelets, and earrings, all using the Igbo motif. It will focus only on Igbo designs instead of including other motifs across Nigeria. Other jewelry-making methods outside of filigree will not be covered to allow a detailed look at the filigree technique with an Igbo cultural focus.

Rationale

These limits help keep the study clear and achievable. By focusing on a complete jewelry set with the Igbo motif, the study can give a detailed view of how filigree can preserve and highlight cultural identity. Concentrating only on the Igbo motif and excluding other methods keeps the research focused on the specific goals of this project.

CHAPTER TWO

LITERATURE REVIEW

The Foundation of Jewelry Production

Jewelry making has been part of human history for thousands of years, evolving from simple decorations to complex artistic expressions. People have always loved to adorn themselves, and the materials and techniques they used changed over time as societies advanced.

Before discovering metals, early humans used materials they found in nature to make jewelry. They crafted ornaments from shells, bones, stones, and animal teeth. According to Encyclopaedia Britannica, before people knew how to work with metals, "those who lived along the seashore decorated themselves with a great variety of shells, fishbones, fish teeth, and coloured pebbles" (Gregoriotti, 2025). This shows that even before advanced techniques existed, people valued jewelry as a form of self-expression.

The discovery of metals, especially gold, changed jewelry production forever. Gold became a popular material because it is beautiful and easy to shape. Ancient Egyptians were among the first to create elaborate gold jewelry, often mixing it with turquoise and lapis lazuli. They designed jewelry not just for beauty but also for religious and spiritual purposes. Their pieces often had symbols representing gods and protection. A historical study notes that "Egyptian jewelry reflected both religious beliefs and social

status, with intricate goldsmithing techniques emerging during this period" (Kellerwood Jewellers, 2024).

As civilizations advanced, so did the techniques used in jewelry making. In Mesopotamia, people experimented with new methods like welding, filigree, and enameling. These techniques allowed jewelers to create more detailed and durable pieces. According to Encyclopaedia Britannica, "Jewelry forms in ancient Mesopotamia represented almost every kind developed in history, with technical processes such as welding, alloys, filigree, and stonecutting already known" (Gregoriotti, 2025). This means that even thousands of years ago, people had developed highly skilled methods for making jewelry.

Jewelry production has come a long way, from simple beads and shells to finely crafted gold and gemstone pieces. As new materials and techniques emerged, jewelry became more than just decoration—it carried meaning, reflected culture, and showed social status. Today, modern jewelry still draws inspiration from these ancient techniques, proving that the desire to adorn oneself has always been part of human nature.

Metal Symbolism in African Culture

Metals have always played an important role in African culture, not just as materials for tools and jewelry but also as symbols of power, spirituality, and identity. Different

metals hold different meanings, often tied to history, tradition, and belief systems across various African societies.

Iron:

Iron is more than just a useful metal in Africa; it carries deep symbolic meaning. Many African communities see iron as a representation of strength, transformation, and even life itself. Blacksmiths, who work with iron, often hold special status, as their craft is linked to both practicality and spirituality. The process of turning raw iron into tools is sometimes compared to childbirth. As historian Peter R. Schmidt explains, “In the realm of iron smelting, men bring iron into the world by appropriating, through symbol and metaphor, the reproductive power of women” (Schmidt, 1996, p. 22). This shows how ironwork is not just a skill but a practice deeply rooted in cultural beliefs.

Gold:

Gold has long been associated with wealth, leadership, and divine authority in African societies. Among the Akan people of Ghana, gold is not just a sign of riches but also a symbol of power and sacred rule. Rulers and high-ranking officials wear gold jewelry and ornaments to show their status. However, these items are not considered personal property but are controlled by the community or the ruling institution. Art historian Doran H. Ross notes, “Gold regalia are not merely decorative; they communicate social and political status and are linked to ancestral authority” (Ross, 1982, p. 54).

This highlights how gold is much more than just a precious metal—it carries historical and spiritual weight in African culture.

Copper:

Copper is another important metal in African traditions, often associated with life, vitality, and protection. Its reddish color is linked to blood and life-giving energy. Some cultures believe that copper has spiritual properties and use it in rituals or as a protective charm. Historian Eugenia W. Herbert explains that “for many African cultures, the redness of copper is associated with life-giving powers” (Herbert, 1984, p. 123). This belief has made copper an important material in African ceremonies and traditions for centuries.

Foundation of Filigree Technique in Jewelry Production

Filigree is a delicate jewelry-making technique that involves twisting and shaping fine metal wires into intricate patterns. This craft has been practiced for thousands of years, with artisans using it to create detailed ornaments and jewelry.

Filigree has been traced back to around 3000 BC in Mesopotamia, where goldsmiths used fine twisted wires to create elaborate decorations. Over time, the technique spread to Egypt, Greece, and Rome, each civilization adding its own unique touch. According to Baidoo, Adala, and Adu-Agyem (2015), “The technique of filigree, which dates back to ancient Mesopotamian civilization, has been developed and refined by different cultures, preserving its intricate beauty and craftsmanship” (p. 2).

This shows that filigree was not just a passing trend but an art form that different societies valued and improved upon.

Technique and Craftsmanship

Filigree work involves bending and soldering fine metal wires, usually gold or silver, into intricate lace-like patterns. The skill required to achieve the delicate designs is highly specialized. The Journal of Fine and Studio Art explains, “Filigree involves meticulous precision, as the soldering process must be done carefully to maintain the delicate structure of the intertwined wires” (Baidoo et al., 2015, p. 5). This highlights the technical expertise needed to master the craft.

Cultural Significance

Filigree jewelry has been a symbol of wealth, status, and cultural heritage across different societies. In many cultures, filigree ornaments were worn by royalty and nobility. The delicate patterns often held symbolic meanings, such as fertility, protection, or spirituality. As Baidoo et al. (2015) note, “The intricate motifs in filigree jewelry often conveyed deeper cultural narratives, linking the wearer to historical traditions and ancestral craftsmanship” (p. 7). This emphasizes how filigree was more than just decoration—it carried important social and cultural messages.

Modern Applications

While filigree is an ancient technique, it continues to be relevant in modern jewelry design. Many contemporary artisans still use traditional methods, while others incorporate new technologies to enhance their designs. Baidoo et al. (2015) state, “The adaptation of filigree techniques in contemporary jewelry has allowed designers to blend historical artistry with modern aesthetics, keeping the craft alive for future generations” (p. 10). This shows that filigree remains a timeless art form, evolving while maintaining its traditional essence.

Filigree has stood the test of time, from its origins in ancient Mesopotamia to its continued presence in modern jewelry-making. Its delicate craftsmanship, cultural significance, and adaptability have ensured that it remains a cherished and respected technique in the world of decorative arts.

Igbo Culture

The Igbo people, indigenous to southeastern Nigeria, have a rich cultural heritage where jewelry plays a pivotal role in expressing identity, status, and spirituality.

The Role of Jewelry in Igbo Culture

Jewelry has always been an important part of Igbo culture, symbolizing status, identity, and tradition. From ancient times to today, Igbo people have used jewelry not just for beauty but to show wealth, power, and social roles.

Jewelry in Igbo History

The Igbo-Ukwu archaeological discoveries, dating back to the 9th century CE, reveal that Igbo people had advanced metalworking skills. They crafted intricate bronze and copper jewelry, showing their early expertise in jewelry-making. As Khan Academy explains, "The casting technique used in Igbo-Ukwu bronzes was unique and indigenous, demonstrating a high level of craftsmanship" (Khan Academy, n.d.). This means that even before outside influences, the Igbo people had developed their own jewelry-making techniques.

Jewelry as a Status Symbol in the Igbo Culture

Jewelry is often worn during special occasions like weddings, title ceremonies, and festivals. It is a way to show wealth, achievements, and social standing. In traditional Igbo society, coral beads, ivory bracelets, and metal ornaments were worn by chiefs, warriors, and titled men and women to signify their status. According to a study on jewelry symbolism, "Jewelry serves multiple functions in society, including marking social status, wealth accumulation, and cultural identity" (SSRN, n.d.).

Spiritual and Cultural Meaning

Jewelry in Igbo culture is not just for fashion—it also has spiritual significance. Certain beads and ornaments are believed to have protective powers and are used in traditional rituals. Waist beads, for example, are worn by women for beauty, fertility,

and spiritual protection. These pieces connect individuals to their ancestors and cultural roots.

Jewelry in Modern Igbo Culture

While traditional materials like beads, ivory, and metal are still valued, modern Igbo jewelry has evolved. Today, many Igbo people mix traditional designs with modern styles, blending heritage with contemporary fashion. A study on Igbo cultural changes notes, "Jewelry and body adornments have undergone transformations over the past century, reflecting social and economic shifts" (Ajol.info, n.d.). This shows that while the styles may change, the cultural importance of jewelry remains strong.

Jewelry plays a crucial role in Igbo culture, serving as more than just decoration. It carries deep meanings of status, tradition, and spirituality. From ancient bronze pieces to modern adaptations, jewelry continues to be an essential part of Igbo identity, linking the past to the present.

Challenges in Jewelry Making

Jewelry making is an ancient craft that has evolved with technology and artistic trends. However, despite advancements, jewelers still face several challenges, ranging from material sourcing to market competition.

1. High Cost and Sourcing of Materials

One of the biggest challenges in jewelry making is the high cost of raw materials like gold, silver, and gemstones. Prices fluctuate due to global demand, making it difficult for small jewelers to maintain a steady supply. According to McCreight (2000), "The availability and price of quality metals and stones greatly affect both the design process and the final product, often limiting creativity and production capacity." This means that the rising costs can restrict artisans from experimenting with new designs.

2. Technical Skills and Labor-Intensive Processes

Jewelry making requires precision, patience, and a deep understanding of different techniques such as casting, engraving, and filigree work. Mastering these skills takes years, and not every artisan has access to proper training. As Untracht (1985) explains, "The process of handcrafting jewelry involves complex steps that demand technical knowledge and an artistic vision, making it a highly specialized field." This challenge makes it difficult for beginners to compete with well-established artisans.

3. Market Competition and Changing Trends

The jewelry industry is highly competitive, with both traditional artisans and large-scale manufacturers vying for customers. Additionally, fashion trends change rapidly, forcing jewelers to constantly innovate. As Rossbach (1998) states, "Jewelry styles are heavily influenced by cultural and social trends, making it necessary for designers to

continuously adapt or risk becoming outdated." This means that staying relevant in the industry requires continuous learning and creativity.

4. Counterfeit and Mass Production Issues

Another major problem is the rise of counterfeit jewelry and cheap mass-produced pieces. Many customers struggle to differentiate between authentic handmade jewelry and low-quality imitations. As noted by Newman (2012), "The influx of machine-made jewelry has flooded the market, making it harder for artisans to compete in terms of pricing while maintaining craftsmanship and quality." This makes it difficult for handcrafted jewelry businesses to survive against mass-market products.

5. Environmental and Ethical Concerns

Mining for precious metals and gemstones has significant environmental and ethical implications. Many jewelry makers now face pressure to use ethically sourced materials, but sustainable alternatives can be expensive. According to Wise (2014), "The demand for ethical jewelry has grown, but sourcing conflict-free and environmentally friendly materials remains a challenge for many small-scale jewelers." This adds another layer of complexity to jewelry production.

Despite these challenges, jewelry making remains an art form that blends tradition with innovation. While the industry faces obstacles like the ones mentioned above, artisans continue to find ways to adapt. By embracing new techniques, ethical

sourcing, and modern marketing strategies, jewelers can overcome these difficulties and sustain their craft.

Jewelry as a Tool for Cultural Preservation

Jewelry is more than just decoration—it carries deep cultural meaning and serves as a link between generations. Across different societies, jewelry plays a key role in preserving traditions, identities, and historical narratives. Many cultures use jewelry to pass down their heritage, ensuring that their values and craftsmanship remain alive.

1. Symbolism and Identity in Cultural Heritage

Jewelry often represents a community's identity, beliefs, and social status. Traditional designs, motifs, and materials used in jewelry making are unique to specific cultures. As Oppi Untracht (1985) explains, "Jewelry serves as an external symbol of belonging, allowing individuals to express their cultural identity while reinforcing shared traditions." This means that jewelry helps people maintain a connection to their roots, even in a rapidly changing world.

2. Traditional Craftsmanship and Techniques

The techniques used in jewelry making are passed down from one generation to another. Many indigenous communities still practice ancient jewelry-making methods, such as filigree, beadwork, and lost-wax casting. These skills are part of their cultural legacy. According to McCreight (2000), "Handcrafted jewelry preserves not just artistry, but the very techniques that define a culture's approach to metalworking and

ornamentation.” This highlights the role of jewelry in keeping traditional craftsmanship alive.

3. Jewelry in Rites and Ceremonies

Jewelry plays a significant role in cultural ceremonies, including weddings, initiation rites, and religious rituals. For example, in African and Indian traditions, specific jewelry pieces are worn during marriage ceremonies to symbolize union and blessings. Rossbach (1998) states, “Ceremonial jewelry is more than adornment; it is an essential part of the ritual, carrying spiritual and cultural significance.” This shows how jewelry remains an integral part of cultural practices.

4. The Role of Jewelry in Storytelling

Many cultures embed stories and historical narratives into their jewelry designs. Symbols, engravings, and patterns tell stories about a people’s past, struggles, and triumphs. According to Wise (2014), “Traditional jewelry serves as a living history book, holding meanings that are understood and respected by the community.” This proves that jewelry is a tool for passing down knowledge and stories through generations.

5. Modern Revival of Traditional Jewelry

With globalization and modernization, some traditional jewelry styles were at risk of being forgotten. However, many designers and cultural organizations are working to revive and promote traditional jewelry-making practices. Ethical jewelry designer

Newman (2012) notes, “Modern jewelers are incorporating traditional elements into contemporary designs, ensuring that cultural heritage remains relevant and appreciated.” This means that jewelry is not just preserving history but also evolving with the times.

Jewelry is a powerful tool for preserving cultural heritage. It connects people to their roots and helps sustain traditions. By continuing to create, wear, and appreciate traditional jewelry, societies can keep their cultural identities alive for future generations.

CHAPTER THREE

PRODUCTION METHODS AND TECHNIQUES

Several steps were involved in executing this project. Below are the methods and techniques used in creating the jewelry pieces:

Design Process

Design is a deliberate and thoughtful activity guided by specific objectives. It involves planned and organized steps aimed at achieving a desired outcome.

To interpret the design concept, the researcher sourced inspiration from various visual and demonstrative materials. The process began with creating detailed working drawings, which served as essential guides for bringing the designs to life. Sketching different jewelry concepts was a crucial part of this phase, allowing for creative exploration and refinement of ideas.



Figure 1: The Design Sketch

Material Sourcing

Careful material selection was critical to ensure durability and quality in the production of the jewelry pieces. The researcher sourced and used materials such as silver, borax, copper sheets and wires, easy flow solder, cowries, silver plating chemicals, and polishing soap. These materials were chosen for their suitability in achieving the desired aesthetic and functional outcomes.

This step-by-step process ensured that the project maintained high production standards while staying true to its cultural inspiration.

Steps Involved in Jewelry Production Using the Filigree Approach

Creating jewelry through the filigree approach requires precision, creativity, and attention to detail. Below are the detailed steps followed in this project:

1. Motif Design and Planning

The process begins with sketching the motif design on paper. This serves as a visual guide for shaping and assembling the jewelry components. The design outlines the borders, intricate patterns, and areas that require filling.

2. Preparing Copper Wires of Different Grades

Copper wires of varying thicknesses are carefully selected for different aspects of the design. Thicker grades are used for creating structural borders, while thinner grades are ideal for intricate fillings and embellishments.




Figure 2: The Copper Wires

3. Making Silver Solder

Silver solder is prepared by melting silver and other alloying elements. This solder plays a crucial role in joining the copper wires during the assembly process.

4. Shaping and Cutting the Copper Wires



Figure 3: The Shaped Copper Wires

Following the motif design, the copper wires are cut and shaped to form the borders of the jewelry piece. This requires precise measurements to ensure that the wires fit perfectly into the design structure.

5. Assembly and Joining

Using a torch burner, the cut copper wires are soldered together along the borders of the design. This step requires precision and control to avoid overheating, which can damage the material.

6. Twisting and Folding Thin Copper Wires

The thinnest grade of copper wire is twisted and folded into smaller, intricate shapes. These are carefully placed within the borders to fill the open spaces, creating the characteristic delicate patterns seen in filigree designs.



Figure 4: The Solded Copper Wires

7. Final Soldering and Detailing

A torch burner is once again used to securely join the intricate fillings within the design. The torch's controlled heat ensures strong and clean connections. The piece is inspected for structural integrity and design accuracy during this stage.

Safety precautions

A few safety precautions were carefully observed during the production of this jewelry piece. They include;

- Wearing of handglove
- Switching off of touch burner while not on use
- Wearing of nose mask while polishing and plating

Tools and equipments employed in the process

- Drawing instruments
- Touch burner
- Pliers
- Wire cutter
- Hand files
- Hand glove
- Nose mask
- Hammer
- Anvil
- Pencils

- Gas cylinder

Consumables employed

- Drawing paper
- Silver solder
- Polishing soap
- Silver plating chemical
- Gas
- Water

Metal Finishing in Filigree Jewelry Production

Metal finishing is a crucial part of jewelry production. It enhances the appearance, durability, and overall quality of the piece. In this project, several processes were carried out to achieve a refined and polished look for the filigree jewelry.

1. Cleaning the Metal Surface

The first step was cleaning the entire piece to remove dirt, grease, or residue from the soldering process. A cleaning solution was applied, followed by gentle scrubbing to ensure a smooth and uncontaminated surface.

2. Filing and Smoothing

Any rough edges or uneven parts were carefully filed down using fine-grade files. This process ensured that the surfaces were smooth and free of imperfections. Special attention was given to intricate areas where copper wires intersected.

3. Polishing the Jewelry

Polishing brought out the shine and luster of the copper and silver components. A combination of polishing soap and rotary tools was used to buff the jewelry surface. The result was a gleaming, mirror-like finish that highlighted the intricate details of the filigree work.

4. Plating

To enhance the appearance and protect the copper from tarnishing, silver plating chemicals were applied. This step gave the jewelry a premium look and provided an additional layer of durability.

Final Buffing and Inspection

After plating, the jewelry underwent a final round of buffing to remove any remaining marks and to ensure a flawless finish. The piece was then inspected to ensure that all connections were secure and the design met the desired standards.



Figure 5: The Shell Container



Figure 6: Adding the Shell to the Container



Figure 7: Filing and Smoothing the Jewelry Piece





Figure 8: A Picture of the Ear Rings



CHAPTER FOUR

DATA ANALYSIS

Findings and Conclusions

During the execution of this project, a few challenges were encountered. One major issue was sourcing silver plating chemicals due to limited availability locally. The researcher had to explore multiple suppliers and adjust the budget to secure the necessary materials.

Another challenge was achieving strong and precise joints during the filigree assembly. The delicate copper wires often melted or shifted during soldering, making it difficult to maintain the design's accuracy. This required a change of motif design, extra care and repeated efforts to get satisfactory results.




Figure 10: The Failed Work

The intricate nature of filigree jewelry production also posed time management difficulties. The meticulous steps involved demanded more time than anticipated, making it challenging to meet the initial project deadlines.

Despite these challenges, the use of local motifs proved to be an effective way to showcase and preserve cultural heritage. These motifs gave the jewelry pieces a distinct identity and received positive feedback during informal reviews.

Additionally, the project significantly contributed to the researcher's skill development, particularly in areas such as soldering, wire twisting, and achieving fine metal finishes. The process highlighted the importance of patience and precision in jewelry-making.

The findings from this project suggest that adopting traditional techniques and motifs in jewelry production is a viable approach to sustaining cultural heritage. It emphasizes the need for more initiatives that combine craftsmanship with cultural preservation to keep traditional artistry alive.

REFERENCES

Books

- Herbert, E. W. (1984). *Red Gold of Africa: Copper in Precolonial History and Culture*. University of Wisconsin Press.
- McCreight, T. (2000). *The Complete Metalsmith: An Illustrated Handbook*. Davis Publications.
- Newman, H. (2012). *An Illustrated Dictionary of Jewelry*. Thames & Hudson.
- Roszbach, S. (1998). *The Jewelry Workshop*. Lark Books.
- Untracht, O. (1985). *Jewelry Concepts and Technology*. Doubleday.
- Wise, J. (2014). *Ethical Jewelry: The Sustainable Guide to Gold and Gems*. Earthworks Press.

Journals

- Baidoo, M., Adala, C. E., & Adu-Agyem, J. (2015). Application of filigree technique used for jewellery in designing and producing a life-sized photorealistic bust. *Journal of Fine and Studio Art*, 5(1), 1-10.
- Ross, D. H. (1982). The verbal art of Akan linguist staffs. *African Arts*, 15(1), 54–67.
- Schmidt, P. R. (1996). Indigenous African metallurgy: Nature and culture. *Annual Review of Anthropology*, 25, 21–46.

Articles/Web Sources

- Ajol.info. (n.d.). Cultural Dynamism in the Jewelry and Body-Marking Practices of the Igbo People.
- Kellerwood Jewellers. (2024, June 11). History of Jewellery Making: The Evolution of Adornment. Retrieved from <https://kellerwood.com/blog/history-of-jewellery-making-the-evolution-of-adornment>.

Gregoriotti, G. (2025, February 19). Jewelry - Design, Craftsmanship, History. In Encyclopaedia Britannica. Retrieved from <https://www.bKhan Academy>. (n.d.). Igbo-Ukwu: An Overview.

SSRN. (n.d.). Jewelry: A Medium of Symbolic Communication.