EVALUATION OF IYI−OGENE CLAY AS A POTENTIAL MATERIAL FOR DRILLING MUD FORMULATION

SUBMITTED TO

UNIVERSITY OF BENIN

IN PARTIAL FULFILLMENT OF THE REQUIREMENTS FOR THE AWARD OF A DEGREE OF BACHELOR OF ENGINEERING

IN THE

DEPARTMENT OF PETROLEUM ENGINEERING

FACULTY OF ENGINEERING

BY

IDOKO ZEPHANIAH JOHN

ENG2002611

NOVEMBER 2025

CERTIFICATION

This is to certify that this project titled "EVALUATION OF IYI−OGENE CLAY AS A POTENTIAL MATERIAL FOR DRILLING MUD FORMULATION" submitted to the University of Benin is a record of original research carried out by IDOKO ZEPHANIAH JOHN with matriculation number ENG2002611 in the department of Petroleum Engineering, Faculty of Engineering.

…….. ……

Engr. Dr. Ikponmwosa Ohenhen Date

(Project Supervisor)

…….. …….

Dr. Oluwaseun Taiwo Date

(Project Co−ordinator)

…….. …….

Engr. Dr. Ikponmwosa Ohenhen Date

(H.O.D., Petroleum Engineering)

…….. **…….**

PROF. KEVIN CHINWUBA IGWILO **DATE**

(EXTERNAL SUPERVISOR)

DEDICATION

I dedicate this work to Almighty God for His grace and divine support, and to my parents, Mr. and Mrs. Idoko, for their love and encouragement.

ACKNOWLEDGEMENT

I give thanks to God for granting me the strength, knowledge and opportunity to successfully complete this project. His guidance and grace have been my foundation through this academic journey.

I am deeply privileged to have had the supervision of Engr. Dr. Ikponmwosa Ohenhen over the course of this project. His keen interest, guidance and active involvement were instrumental to the smooth progress and successful completion of this work. Furthermore, his admirable sense of humor made interactions both pleasant and encouraging. I sincerely appreciate his invaluable mentorship.

My sincere appreciation goes out to my Parents, Mr. and Mrs. Idoko for their unwavering support, guidance and encouragement, their influence in my life has been truly profound. To my siblings, Stephanie, Michelle and Mirabel, I also extend my gratitude for their constant support and motivation.

ABSTRACT

Drilling mud, also known as drilling fluid, is a vital component in the oil and gas industry. As the primary medium for drilling oil and gas wells, its importance cannot be overstated. However, in Nigeria, the procurement of drilling mud is often costly, as the required materials for its formulation are largely imported.

This project investigates the suitability of a locally sourced clay, Iyi−Ogene, obtained from one of Nigeria's numerous clay deposits, as a potential substitute to imported bentonite in drilling mud formulation. The study aims to promote local material utilization, reduce import dependency, and minimize overall operational costs.

Guided by API specifications, rheological properties of the local clay were determined upon preparation using standard procedures. Additionally, carboxymethyl cellulose (CMC) was incorporated to some samples to enhance performance toward API standards.

The results indicate that the local clay possesses promising potential for drilling mud formulation, provided adequate beneficiation and optimization of activation conditions are applied. The findings also emphasize the importance of maintaining optimal base concentration during chemical activation, as excessive amounts may yield adverse effects.

Overall, this laboratory−based study demonstrates that certain local clays, when properly treated and modified with suitable additives, can perform comparably to imported bentonite. It further underscores the need for field−scale evaluation to validate laboratory results and support the wider adoption of local materials in drilling fluid formulation.

TABLE OF CONTENTS

CERTIFICATION ii

DEDICATION ii

ACKNOWLEDGEMENT iv

ABSTRACT v

TABLE OF CONTENTS vi

LIST OF TABLES ix

CHAPTER ONE 1

INTRODUCTION 1

1.1 BACKGROUND OF THE STUDY 1

1.2 STATEMENT OF THE PROBLEM 2

1.3 AIM AND OBJECTIVES OF THE STUDY 3

1.4 SIGNIFICANCE OF THE STUDY 4

1.5 SCOPE OF THE STUDY 5

1.6 STUDY AREA 5

CHAPTER TWO 7

LITERATURE REVIEW 7

2.1 EMPIRICAL REVIEW 7

2.1.1 AIMS OF PREVIOUS STUDIES 7

2.1.2 STUDIES ON LOCAL CLAYS (NIGERIA AND COMPARABLE CONTEXTS) 8

2.1.3 STUDIES ON LOCAL DRILLING MUD ADDITIVES 11

2.1.4 COMPARATIVE SUMMARY TABLE OF SELECTED EMPIRICAL STUDIES 13

2.1.5 IDENTIFIED RESEARCH GAPS AND OPPORTUNITIES 15

2.2 REVIEW OF METHODS OF INSTRUMENTATION 16

2.2.1 MUD DENSITY AND SOLID FRACTION 16

2.2.2 RHEOLOGICAL MEASUREMENTS 18

2.2.3 FILTRATION AND CAKE EVALUATION 19

2.2.4 HOT−ROLLING, AGING AND THERMAL STABILITY TESTS 21

2.2.5 SOLIDS CHARACTERISATION 21

2.2.6 MINERALOGICAL AND CHEMICAL ANALYSES 22

2.2.7 OTHER USEFUL INSTRUMENTS AND TESTS 22

2.3 REVIEW OF SPECIALIZED TECHNICAL TERMS 22

CHAPTER THREE 24

MATERIALS AND METHODS 24

3.1 LIST OF MAJOR MATERIALS AND EQUIPMENT 24

3.2 RESEARCH DESIGN 25

3.3 SAMPLE AND SAMPLING TECHNIQUES 27

3.3.1 CLAY SAMPLING (FIELD) 27

3.3.2 SAMPLE PREPARATION (LABORATORY) 27

3.4 NATURE AND SOURCES OF DATA 27

3.5 METHODS OF DATA COLLECTION 28

3.6 METHODS OF DATA ANALYSIS 32

3.7 RELIABILITY OF INSTRUMENTS AND PROCEDURES 32

CHAPTER FOUR 34

RESULTS AND DISCUSSIONS 34

4.1 DATA PRESENTATION 34

4.2 DATA ANALYSIS 39

4.3 DISCUSSION OF FINDINGS 41

CHAPTER FIVE 43

CONCLUSION AND RECOMMENDATIONS 43

5.1 CONCLUSION 43

5.2 RECOMMENDATIONS 43

5.3 CONTRIBUTION TO KNOWLEDGE 45

REFERENCES 46

LIST OF TABLES

Table 2.1: Comparative literature on local drilling mud additives 13

Table 4.1: Examined properties of samples A, B, C, D and E. 33

LIST OF FIGURES

Plate 3.1: A Hamilton Beach mixer 27

Plate 3.2: Fann Model 35 Viscometer 28

Plate 3.3: API Mud balance 29

Plate 3.4: API Filter Press 29

Plate 3.5: Air compressor 30

Plate 3.6: Sand content kit 30

Figure 4.1: Plot of apparent viscosity of samples 34

Figure 4.2: Plot of plastic viscosity of samples 35

Figure 4.3: Plot of yield point of samples 36

Figure 4.4: Plot of Gel strengths of samples 37

Figure 4.5: Plot of Filtrate loss of samples 38

CHAPTER ONE

INTRODUCTION

1.1 BACKGROUND OF THE STUDY

Drilling fluids (muds) play a crucial role in oil and gas well drilling. Almost every step of drilling requires an appropriate mud to carry rock cuttings to the surface, control formation pressures, lubricate the drill bit, and stabilize the wellbore. A drilling mud is a heterogeneous mixture of water, oil or chemicals, and fine solids (like clays) designed to optimize these functions. The performance of drilling operations depends heavily on mud properties (such as density, viscosity, yield point and gel strength) that must be maintained within specifications. A 2020 article by World oil stated that drilling fluid averages about 10% of total well cost, although this might seem small, it can "solve most drilling problems" if properly managed. In practice, failing to meet mud specifications can lead to issues such as; stuck pipe, loss of circulation, kicks, or even blowouts, which are very costly and dangerous.

In Nigeria, the petroleum industry traditionally relies on imported mud ingredients (especially bentonite clay and weighting materials) to formulate drilling fluids. Imported bentonite is in high demand for its swelling and viscosity−building properties, but importation costs millions of dollars and uses scarce foreign exchange (According to the World Integrated Trade Solution database, Bentonite imports into Nigeria amounted to about $2.4 million in 2023). For example, Onyejekwe *et al.* 2022 noted that oil companies in Nigeria often spend huge sums of money importing bentonite for drilling mud formulation, leading to a "huge capital flight" problem for the nation's economy. This suggests that locally sourced clays could potentially be used for drilling mud if properly formulated. However, studies of Nigerian clays show that raw local

clays often have lower viscosity and higher fluid loss than commercial bentonite. These observations highlight both the opportunity and challenge of using local materials: they are plentiful and cheap, but may need treatment (e.g. chemical or particle−size modification) to meet drilling mud standards.

Given the above, there is growing research interest in formulating drilling fluids from indigenous materials. Recent studies have demonstrated that non-food additives like groundnut shells (Nzerem *et al.* 2025), when combined with local clays, can enhance mud properties and meet operational standards. Such locally−sourced formulations can perform comparably to conventional muds while promoting sustainable practices. This project continues in that line of work by investigating a water−based drilling mud formulation using locally available components from Delta State, Nigeria. In particular, this study focuses on clay from the Iyi−Ogene deposit (at Umusedelli−Ogbe, Delta State) and evaluates key mud parameters. By doing so, it addresses the need for cost−effective, locally−produced drilling fluid substitutes in the Nigerian petroleum sector.

1.2 STATEMENT OF THE PROBLEM

The Nigerian oil industry is burdened by the high cost and supply risk of imported drilling mud additives. Major components like bentonite clay and barite are often imported, draining foreign exchange and increasing operational expenses. At the same time, Nigeria's abundant clay deposits remain underutilized for drilling purposes. Investigations of local clays have shown that many untreated deposits lack sufficient swelling and viscosity to replace imported bentonite on their own. In other words, raw indigenous clays typically produce a drilling mud with low plastic

viscosity and high fluid loss, which could compromise well integrity if used without proper enhancement.

This project identifies the gap between the availability of local materials and the demands of drilling operations. Specifically, the Iyi-Ogene clay deposit in Umusedilli−Ogbe community (Delta State) has not been studied for drilling mud use, it is unknown whether a mud made from this clay can meet the required rheological and filtration standards. The problem this study addresses is thus: Can a water−based drilling mud formulated primarily from Iyi−Ogene clay achieve satisfactory properties (e.g. density, viscosity, yield point, fluid loss, pH, gel strength) compared to those of conventional bentonitic mud? The outcome of this study could provide potential insights into the utilization of locally sourced clay as an alternative to imported bentonite, thereby reducing import dependency and overall drilling costs.

1.3 AIM AND OBJECTIVES OF THE STUDY

AIM

To evaluate the suitability of Iyi−Ogene clay (Umusedilli−Ogbe, Delta State) as a potential raw material for water−based drilling mud formulation.

OBJECTIVES

The specific objectives of this project are to;

1. Prepare water−based muds using Iyi−Ogene clay at different levels of activation.
2. Measure standard mud properties: density, viscosity, yield point, gel strengths (10s/10min), filtrate loss and pH.
3. Compare the measured properties of Iyi−Ogene based muds with API recommended benchmarks to identify if any meet acceptable drilling mud performance criteria.

1.4 SIGNIFICANCE OF THE STUDY

The findings of this research have multiple potential benefits for the Nigerian oil and gas industry and local economy:

Cost Reduction: By demonstrating that a drilling mud can be made primally from locally available clay, the study could help reduce the high costs associated with importing mud ingredients. Utilizing indigenous materials is expected to save foreign exchange and lower operating expenses.

Local Content and Industry Development: This work aligns with Nigeria's local content initiatives in the oil and gas sector. Using homegrown resources (like Iyi−Ogene clay) supports domestic industry, creates opportunities for local suppliers, and contributes to skills development in drilling fluid technology.

Sustainability: Locally sourced drilling mud formulations can be more sustainable and environmentally friendly. For example, waste materials (such as groundnut shells or eggshells) can be repurposed as mud additives, as shown in previous research. The reuse of organic waste and reduction in long distance transportation of chemicals can lessen the environmental footprint of drilling operations.

Knowledge Gain: Evaluating the performance of a new clay deposit for drilling purposes adds to the scientific understanding of Nigeria's mineral resources. The results could guide future development of local mud formulations and benefit academia and industry in resource evaluation.

Overall, the study could lead to practical drilling fluid alternatives that boost self−reliance in the petroleum sector, improve operational efficiency, and advance sustainable drilling practices.

1.5 SCOPE OF THE STUDY

a. The investigation is limited to water−based drilling muds formulated in the laboratory. No oil−based or synthetic muds are considered.

b. The study focuses on one clay source (Iyi-Ogene deposit) and does not characterize other clay deposits. As such, findings apply specifically to this site and may not generalize to all Nigerian clays.

c. Tests are conducted under standard laboratory conditions. Measured parameters include mud density (via mud balance), rheological properties (plastic viscosity, apparent viscosity, yield point, gel strength using a rotational viscometer), fluid loss (using API filter press), as well as pH stripes for mud pH.

d. No field drilling trials nor high temperature/pressure condition tests are performed.

e. The study does not include detailed mineralogical or geochemical analysis of the clay; instead, it directly evaluates the practicality of the mud formulation.

These scope limitations clarify that the project is a laboratory−scale evaluation of specific properties of a local−material drilling mud, rather than a full-scale field study.

1.6 STUDY AREA

The drilling mud material in this study is clay from the Iyi−Ogene deposit, located in Umusedilli−Ogbe community, Ndokwa West Local Government Area, Delta State, Nigeria. Delta State lies in southern Nigeria, within the oil−rich Niger Delta region. The state is underlain by sedimentary rock formations (notably parts of the Benin Formation) that are known to contain clay minerals.

While detailed published information on the Iyi−Ogene deposit itself was not found, the location is in a rural part of Delta State where clay mining is feasible. The deposit name and location are provided by the project description, and no external sources were available to further characterize this specific site. In summary, the study area is in the tropical rain−belt of southern Nigeria, and the Iyi−Ogene clay represents a local raw material whose drilling mud potential is being assessed.

CHAPTER TWO

LITERATURE REVIEW

2.1 EMPIRICAL REVIEW

This section reviews empirical work on formulation and evaluation of water−based drilling muds made from locally sourced materials (local clays, cassava starch, soda ash and other agro−wastes). It emphasizes Nigerian studies but includes international work where it informs methods or outcomes.

This empirical review synthesizes laboratory and field−oriented studies that have sought to (a) evaluate indigenous clays as substitutes or supplements to imported bentonite, (b) use locally available biopolymers (notably cassava starch) or agro−wastes as viscosifiers/filtrate controllers, and (c) improve local clay performance by chemical activation (commonly with soda ash / Na_2CO_3). The goal is to identify what has been tried, how it was tested, what succeeded or failed, and where the gaps lie for a focused investigation into Iyi−Ogene clay, in freshwater drilling mud.

2.1.1 AIMS OF PREVIOUS STUDIES

Prior works on locally formulated drilling fluids have largely been driven by Nigeria's high dependence on imported bentonite and polymers. Researchers have aimed to substitute imported materials, conserve foreign exchange and support local industry by exploiting indigenous clays and agro−wastes, for example, Akinade & Afolabi, 2015 explicitly sought to assess whether a local Abbi clay could replace imported bentonite. Ogolo *et al.* 2023 and Ameloko *et al.* 2020 similarly emphasized converting abundant calcium or potassium rich Nigerian clays into sodium−bentonite to meet oilfield needs. Other studies aimed to enhance fluid performance using local additives: Harry *et al.* 2016 evaluated Nigerian cassava starch varieties

as a low−cost viscosifier and fluid loss control agent, while Agwu *et al.* 2019 investigated rice husk and sawdust as bio-based filtration control agents. More recent work (Eze and Chukwu, 2025) explored non−food wastes (groundnut shells, eggshells) to improve mud rheology and pH. These works share common goals: use local raw materials (e.g. bentonite, kaolinite, Ibere/Oboro clays) and locally sourced polymers or wastes (cassava starch, rice husk, groundnut shell) to formulate drilling fluids that approach or meet API performance standards, thereby reducing cost and increasing sustainability.

2.1.2 STUDIES ON LOCAL CLAYS (NIGERIA AND COMPARABLE CONTEXTS)

Several surveys/experimental papers evaluated various Nigerian clay deposits (Abbi, Ubakala, Umuna, Pindinga, Ibere, Ebonyi samples, etc.) for drilling-mud suitability. Authors typically report that:

a. Raw samples often show kaolinitic or mixed illite/kaolinite character rather than high-smectite (montmorillonite) content that gives bentonite its superior swelling and rheological behavior.

b. Consequently, un−treated local clays give low PV/YP and high fluid loss in simple mud formulations. These baseline results motivate activation/beneficiation steps used across subsequent studies.

Udoh et al. 2012 (Abak mud, Akwa Ibom state): Palm fruit pulp, locally known as “abak” was used in formulating synthetic based drilling mud to establish its suitability as a potential drilling fluid in the oil and gas industry. Beneficiation with additives such as soda ash, local starch, local charcoal and Barite resulted in an increase in rheological parameters which compared favourably with bentonite mud. This work recommends further analysis to evaluate thermal stability of the

formulated mud and its filtrate loss in order to be made a possible substitute for oil and water−based drilling muds.

Godwin Nmegbu, 2014 (Emolga, Port Harcourt and Onelga clay, Rivers state): Beneficiated raw local clay samples using bentonite, sodium hydroxide (NaOH), quick Trol and carboxylmethyl cellulose (CMC) at measured concentrations to improve on the rheological properties. However, from analysis of obtained results, it proved that the local clay samples are poor potential drilling mud materials having properties far below the API standard for drilling mud formulation.

Magzoub / KFUPM thesis, 2014 (Boane/other clays): Thesis−level work examined Na_2CO_3 activation and process optimization; it reported that 2–4 wt% Na_2CO_3 with controlled aging produced marked gains in PV and filtration control. The thesis emphasizes ageing time, slurry concentration, and wash steps for reproducible activation.

Nweke Obisi Mathias, 2015 (Evaluation of Abakaliki clays for industrial application): This work studied the characteristics and properties of local clays collected from 10 different deposits within the Abakaliki region with respect to the naturally active bentonite from Wyoming and Texas. The local clays performed poorly in areas such as plasticity, viscosity and swelling properties. The work further proposes that with additives such as sodium carbonate and Carboxymethyl cellulose, there could be remarkable improvements in the rheological properties.

Akinade, 2015 (Abbi clay, Delta State): Experimental work compared muds prepared with Abbi clay against foreign bentonite. Abbi clay required chemical treatment (potash/soda) and polymer addition to approach API specifications for PV and fluid loss; untreated Abbi performed

poorly in PV and gel strength. The study highlights the need for activation and polymer augmentation when using many Nigerian clays.

Agwu et al. 2015 (Ini, Ibiono, Ikono, Itu and Uyo clay, Akwa Ibom state): Evaluated clays from various deposits within the state for their suitability as water−based mud. Great improvement was attained upon analyzing the rheological properties of the activated local clay, where the activation resulted in a reduction in the fluid loss at about 85.73% on average of the tested clays, leading to close specifications with the API standard.

Obasi et al. 2020 (Beneficiation of Nigerian bentonite using local materials): Experimented on local Nigerian bentonite clay bought at Port Harcourt. The clay was beneficiated using locally sourced materials including; Snail shell and Mucuna solanine for which it was observe that at higher additive concentrations, there was a significant reduction in the volume of filtrate obtained. The experiment concluded that the beneficiated Nigerian bentonite at optimal additive concentrations can be a potential candidate for foreign bentonite substitution, highlighting its economic viability.

Ogolo, 2023 (Pindinga & Ubakala clays, thermochemical treatment): Ogolo applied a thermochemical conversion (Na−activation) and characterized clays with XRD, SEM and EDX. Post−treatment clays showed an increase in swelling and viscosity appropriate for basic WBM formulations; the paper details the activation procedure and recommendations for process parameters. This work shows Na−activation can transform potassium/calcic clays toward a sodium−type behavior, beneficial for drilling muds.

Onyejekwe Ifeanyichukwu Michael, 2023 (Umuna clay, Imo state): A study on Umuna clay evaluated its suitability for drilling mud formulation through detailed characterization. The clay's

cation exchange capacity confirmed it as a calcium−based montmorillonitic clay with limited swelling ability. Although the raw clay showed weak rheological and filtration properties, beneficiation and treatment with additives such as NaOH and PacR (Polyanionic Cellulose – Regular grade) significantly improved its performance, meeting API standards for drilling muds. The findings further showed that the improved Umuna clay demonstrated high consistency index (k) and low flow behavior index (n), indicating favorable viscosity and shear-thinning properties for efficient hole cleaning.

The most common application method of the literature is chemical activation (Na-activation) using soda ash (Na_2CO_3) or NaOH to convert Ca/K−type clays to Na−type which have higher swelling and rheology.

Notes on soda ash (Na_2CO_3): numerous experimental and theoretical works explain that Na_2CO_3 facilitates cation exchange, replacing Ca^{2+}/K^+ with Na^+ which increases interlayer spacing and hydration, improving swelling. Activation is cost−effective and widely adopted in beneficiation studies. The concentration, temperature and aging time are key process variables.

2.1.3 STUDIES ON LOCAL DRILLING MUD ADDITIVES

Cassava starch as a local polymer: Nigerian researchers have extensively tested cassava (Manihot esculenta) starch as a mud additive. For example, Harry *et al*. (2016) compared starches from two Nigerian cultivars (TMS 98/0581 and TMS 96/1632) with an imported starch. They found the TMS 98/0581 starch had crystal structure and particle size very close to the imported product, and muds made with it gave almost the same viscosity and fluid−loss control. In practice, adding cassava starch (after gelatinizing it) significantly raises mud viscosity and cuts API filtrate volume. A recent work by Odeh *et al*. (2022) reported that blending cassava starch with soda ash (Na_2CO_3) and heat−treating

the mix substantially improved the rheology and flow properties of mud made from local Nigerian bentonite. Unmodified cassava starch tends to break down at about 100°C to 130 °C and above, so high-temperature service may require modified starches or blends.

Other agricultural wastes (filter−cake agents): A variety of cheap agro−wastes have been tested as low−cost mud additives. For example, finely ground rice husk ash can dramatically cut fluid loss. Okon *et al*. 2014 found about 60% reduction at a rice husk content of 20g to 350ml of drilling mud sample. Similarly, groundnut (peanut) shells, eggshells and even sawdust can act as bridging solids: they help build a filter cake and lower filtrate. In lab tests, adding groundnut shell or eggshell significantly improved mud density, pH and viscosity (meeting API specifications). All these waste materials are readily available locally and are biodegradable, making them environmentally friendly alternatives to synthetic chemicals.

Plant gums and mucilage: Natural plant gums and slurries (e.g. from okra, tamarind, aloe, etc.) also show promise as drilling fluid additives. These biopolymers swell in water and increase mud viscosity. For instance, He *et al*. 2024 conducted a test using 2.5% okra mucilage in a water−based mud and found the yield point and plastic viscosity rose markedly, and the API filtrate was cut by about 40%. Such gums can also improve lubrication. The downside is that plant gums generally lose strength at high temperature (as noted, most become unstable above 120 °C), and they may require processing (grinding, sieving, etc.) in combination with bentonite and other polymers rather than as a sole substitute for a more efficient applicability.

Overall, these studies suggest that abundant local materials, from cassava starch to rice hulls or okra can greatly improve Nigerian drilling muds at low cost, so long as the right cultivar is chosen and additives are properly treated or modified.

2.1.4 COMPARATIVE SUMMARY TABLE OF SELECTED EMPIRICAL STUDIES

Below is a concise table summarizing key empirical studies useful for this project. (Note: the table gives author/year, material/additive, activation or treatment, main tests, and concise findings.)

Table 2.1: Comparative literature on local drilling mud additives

Author (year)	**Material/ Additive**	**Activation/ Treatment**	**Main tests**	**Key findings**
Magzoub (2014 thesis)	Local bentonites	Na_2CO_3 activation, aging	Rheology, filtration	Process optimization showed 2–4% Na_2CO_3 beneficial; ageing time critical.
Akinade, 2015	Abbi clay (Nigeria)	Potash/ beneficiation	Viscometer, marsh funnel, fluid-loss	Raw Abbi underperformed; required activation + polymer to approach API.
Harry et al. 2016	Cassava varieties	Starch extraction, pre−gelatinization	Rheology, filtration	Certain cassava cultivars perform

				comparably to imported starch at suitable dosages.
Okon et al. 2014	Various agro−wastes	Processing: drying, milling	Synthesis review	Rice husk, sawdust, starches have demonstrated effectiveness in many lab trials.
Odeh et al. 2022	Local bentonite + cassava starch	Cassava starch & Na_2CO_3 blends	API rheology, filter press	Cassava starch + soda ash improved viscosity and reduced filtrate vs local bentonite.
Bahranowski *et al*. 2021	Bentonite Na-activation (general)	Na_2CO_3 rehydration activation	Mineralogy, rheology	Described Na-activation mechanism & recommended 2–2.5 wt% Na_2CO_3 for rehydration routes.
Ogolo *et al.* 2023	Pindinga & Ubakala clays	Thermochemical (Na activation), XRD/SEM	XRD, SEM, rheology, filter press	Na-activation increased swelling and viscosity; recommended process parameters.

Most Nigerian clays require Na−activation or similar beneficiation to reach useful swelling/rheology levels for WBM, this is a robust finding across multiple case studies. Best rheological results are obtained on combination of different additives to produce the most consistent gains in plastic viscosity, yield point and fluid loss as single additive use seldom match API specifications. Standard API test is employed to benchmark against industry norms and expose gaps.

2.1.5 IDENTIFIED RESEARCH GAPS AND OPPORTUNITIES

1. **Variation in sample preparation and reporting:** Differences in clay drying, particle size control, additive treatment, for example, starch pre−gelatinization and activation procedures make direct comparison between studies difficult. Some studies omit key parameters (e.g., ageing time, exact Na_2CO_3 concentration), reducing reproducibility.
2. **Insufficient thermal and HPHT testing:** Many lab reports evaluate rheology at ambient conditions. Few systematically probe temperature stability (e.g. up to 150–225 °F) or high−pressure circulation performance conditions relevant to real drilling. Bench tests should be extended via HPHT filtration and to mimic downhole conditions; literature shows this is underreported locally.
3. **Underexplored additive space:** While bio−polymer like cassava starch is well studied, other biopolymers or nano-additives (e.g., cellulose nanofibers, silica nanoparticles) are rarely tested locally, presenting potential research opportunities.
4. **Incomplete environmental or cost analysis:** Few studies combine materials performance with life−cycle or cost comparisons, lab results need to be tested in pilot mixers and small−scale circulation rigs as absence of these leaves unanswered whether beneficiation + polymeration is economically competitive when upscaling.

5. **Environmental and biodegradability assessment.** We don't yet know enough about how agro−waste and starch behave or affect the environment after they're disposed of. Studying how they degrade and whether they're toxic would make the argument for using local, natural materials much stronger.

2.2 REVIEW OF METHODS OF INSTRUMENTATION

This section reviews the principal laboratory instruments and standard test procedures used to characterize drilling fluids and their components. The aim is to describe the purpose of each instrument, the underlying measurement principle, typical operating procedures, expected outputs, limitations and common sources of error. Emphasis is placed on instruments and methods that will be used in this study (density/mud balance, viscometry/rheology, API filter press, hot-roll ageing, particle size and mineralogy analyses), and on how results from these instruments inform evaluation of water-based drilling muds.

2.2.1 MUD DENSITY AND SOLID FRACTION

Purpose and significance: Mud density (mud weight) is a primary drilling fluid property because it controls hydrostatic pressure in the well. Density influences formation stability, fluid invasion, and the carrying capacity of the fluid; accurate field and laboratory measurement is therefore essential.

Instruments & principles:

i. **Mud balance (API mud balance):** A beam balance with an asymmetrical structure, it has a cup at one end for holding the mud sample and a lid with a hole in the middle allowing air escape for ensuring consistent filling. The mud weight is read directly from

the graduated scale where the beam balances, according to the standards of the American Petroleum Institute (API).

ii. **Pycnometer / laboratory density bottle:** A laboratory glassware method used for more precise solids and small−sample density determination when needed.

Procedure and Calibration: The mud cup must be filled completely with the drilling fluid and covered with the lid tightly and excess mud on the outside is cleaned off. The balance is placed on its base and the rider adjusted along the beam until the bubble level is centered upon which the mud weight is read off the scale. Typical measuring units include; lb/gal, lb/sq.in/1000ft, lb/ft^3 and specific gravity.

Typical sources of error: Sources of error during mud balance measurement include the presence of air bubbles in the mud sample, which lowers the apparent density; improper cleaning or residue on the cup and lid, which increases the measured weight; and incorrect leveling or reading of the beam, leading to inaccurate results. Other common errors arise from poor sealing of the lid, calibration drift, temperature variations, and vibrations or unstable surfaces during measurement. To ensure accuracy, the mud balance should be properly cleaned, leveled, calibrated, and operated on a stable surface with care taken to eliminate trapped air.

Interpretation: The measured mud density, together with the total solids data, helps confirm if the mud has the right weight to control formation pressure. It also shows whether there's too much solid material or barite settling, which can cause imbalance. If these problems occur, the mud can be corrected by dilution, removing excess solids, or adjusting its weight.

2.2.2 RHEOLOGICAL MEASUREMENTS

Purpose and significance: Rheological parameters (apparent and plastic viscosity, yield point, gel strength) describe mud flow behavior under varying shear and determine pump requirements, hole clean-up effectiveness and solids suspension when circulation stops. Standard viscometry provides the field-relevant parameters used by drilling engineers.

Instruments & principles:

i. **Fann−type rotational viscometer (e.g., Fann Model 35):** The industry standard for routine mud rheology; it measures torque at specified rotational speeds (typically 600 and 300 rpm, and other speeds where available) and allows calculation of PV, YP and AV according to API practice. The Model 35 is widely referenced in manuals and API procedures.

ii. **Laboratory rheometer (cone and plate or coaxial):** Provides full shear stress–shear rate curves useful for more advanced modelling (power law, Herschel–Bulkley) when a more detailed constitutive description is required.

KEY CALCULATED PARAMETERS AND FORMULAE;

Apparent viscosity (AV): AV $= \frac{\theta 600}{2}$ (cP). (1)

Plastic viscosity (PV): PV $= \theta 600 - \theta 300$ (cP). (2)

Yield point (YP): YP $= \theta 300 - PV$ (lb/100 ft²). (3)

Gel strength: Measured after static rest (10s and 10min) and reported in lb/100ft². These formulas and conventions are standard in API practice and instrument manuals.

Procedure and Calibration: The mud sample is poured into the mud cup up to the scribe line. The mud cup is adjusted so the rotor sleeve fits in the cup, it is adjusted so the sleeve immersion mark is at the fluid surface. The motor is initiated and dial readings at 600rpm, 300rpm and any other desired speed are taken and recorded on stabilization of the dial. Typical measuring units include; θ (dial readings), centipoise cp (PV, YP and AV) and lb/100ft².

Sources of error: Air bubbles, improper spindle selection, worn bearings and temperature variations produce measurement errors; consistent operator technique and routine calibration mitigate these problems.

Interpretation: PV reflects the contribution of solids/coarse particles and base fluid viscosity (higher PV → higher pump losses), while YP indicates low-shear carrying capacity for cuttings. Gel strengths describe how well the mud suspends solids during static periods. These interpretations are routinely used in drilling operations and in the literature when comparing mud formulations.

2.2.3 FILTRATION AND CAKE EVALUATION

Purpose and significance: Fluid loss control is a primary mud function, excessive filtrate invasion causes formation damage and differential sticking, while the mud cake influences torque/drag and formation exposure. Standard bench tests quantify filtrate volume and cake characteristics.

Instruments & principles:

i. **API filter press:** Applies 100psi for 30 minutes to a mud sample and collects filtrate; the test gives filtrate volume (ml/30 min), spurt loss (filtrate spurt) and cake thickness per API procedure.

ii. **HPHT filter press:** Extends the filtration test to elevated pressures and temperatures (HPHT conditions) to better simulate downhole conditions when required.

Procedure and Calibration: A clean dry filter paper is placed on the porous plate in the filter cell after which the stirred mud sample is poured into the filter cell. The rubber gasket and O−ring are properly seated on the top cap which is in turn secured tightly on the filter cell to prevent leakage, the graduated cylinder is then placed beneath the filter outlet. Pressure is applied from the gas source, and timer is started immediately, filtration is allowed for 30 minutes at a constant pressure, after 30 minutes the filtrate volume is measured and this is the API fluid loss (ml/30mins). The filter cake thickness is measured (millimeters), the appearance and texture are also noted.

Sources of error: Poor sealing, inconsistent filter paper, leaks and incorrect pressure application produce invalid results. Strict adherence to API/ manufacturer instructions avoids common pitfalls.

Interpretation: Low filtrate volumes and thin, low-permeability cakes are desired. Cake composition (compact clay vs. fibrous/loose wastes) affects drill string interactions and wellbore stability.

2.2.4 HOT−ROLLING, AGING AND THERMAL STABILITY TESTS

Purpose and significance: Hot−rolling (rolling ovens) and ageing tests simulate downhole thermal and mechanical effects on mud chemistry and polymer stability; these tests are essential to evaluate whether local starches or bio-additives will resist degradation under expected temperatures.

Instrument & principle:

i. **Roller oven:** It works by placing high temperature aging cells containing fluid samples inside the oven where they are exposed to controlled heat and continuous rolling on power driven rollers, this combination evaluates mud performance under realistic operating environments. Industry glossaries and manufacturer material describe standard hot-rolling practice.

Interpretation: Substantial reductions in viscosity or increases in filtrate after hot-rolling indicate thermal degradation, guiding decisions on polymer modification or stabilizer addition.

2.2.5 SOLIDS CHARACTERISATION

Purpose and significance: Particle size distribution and specific surface area strongly influence rheology and filtration: fine, high surface area particles (e.g., montmorillonite) generate larger viscosity per unit mass and affect cake formation.

Methods & instruments:

i. **Sieve/hydrometer and laser diffraction:** Traditional sieving with hydrometer methods provides coarse/fine fractionation while laser diffraction offers high-resolution distributions across a wide size range.

ii. **BET (Brunauer, Emmett, Teller) surface area:** Provides specific surface area important for predicting water adsorption and polymer adsorption behavior.

Interpretation: High specific surface and large fine fractions typically increase PV and YP but can also increase fluid loss unless controlled with polymers and bridging solids.

2.2.6 MINERALOGICAL AND CHEMICAL ANALYSES

Purpose and significance: Mineralogy (montmorillonite versus kaolinite/illite) determines swelling and activation strategy; elemental composition (XRF) informs the expected exchangeable cations and the likely benefit from Na-activation.

Instruments & principles.

i. **XRD:** Identifies clay mineral phases and tracks interlayer changes after activation.

ii. **XRF:** Quantifies bulk elemental composition (SiO_2, Al_2O_3, Fe_2O_3, CaO, Na_2O).

iii. **SEM/EDS:** Visualizes particle morphology and surface features. These are standard characterization tools reported in beneficiation and activation studies.

2.2.7 OTHER USEFUL INSTRUMENTS AND TESTS

Other helpful analyses include pH meters for alkalinity control, mud retorts for solids/oil/water content (where relevant), mud centrifuge for rapid separation, TGA (Thermogravimetric analysis) for thermal decomposition of organics, and zeta-potential analyzers for colloidal stability — all used in the literature when a deeper characterization is required.

2.3 REVIEW OF SPECIALIZED TECHNICAL TERMS

A clear understanding of specialized terminology is essential to interpret test results, compose sound experimental procedures and communicate findings. Definitions below are practical and

linked to measurement and engineering implications so they can be used directly in methods and results chapters.

Viscosity (η): Fluid resistance to flow; drilling muds are generally non−Newtonian, so viscosity varies with shear rate.

Plastic viscosity (PV): Fluid's resistant to flow caused by internal friction between solids and liquid. A highwr PV indicates a more mechanical resistant to pump.

Apparent viscosity (AV): Fluid's resistant to flow at a particular shear rate.

Yield point (YP): The stress that must be overcome to start flow from rest. It tells how well the fluid will lift cuttings when flow stops.

Gel strength: A measure of how much structure the fluid builds up when static. Useful for predicting how easily cuttings will re−entrain after a pause.

Rheological models (Bingham, Power-law, Herschel–Bulkley): The Bingham model is commonly used for field calculations due to simplicity while power-law/Herschel–Bulkley are applied when full rheograms are available in the laboratory.

API filtrate (ml/30 min) and **mud cake characteristics:** are defined and measured according to standard API procedures using the filter press (100 psi, 30 min). Thin, low-permeability cakes and low filtrate volumes are generally preferred to reduce formation damage.

Montmorillonite, kaolinite, illite, swelling index, Na-activation: These terms are crucial when discussing activation and beneficiation because the mineralogical type determines whether Na_2CO_3 treatment will be effective. Several experimental and review articles describe the

mechanism and benefits of Na-activation (soda ash facilitating cation exchange to produce higher swelling behavior).

Viscosifiers, fluid loss additives, bridging agents, deflocculants and pH/alkalinity control: Bio−polymers and agro-wastes are widely reported in the literature as cost-effective alternatives or complements to commercial polymers for WBM when properly processed; several comparative studies show cassava starch can perform comparably to imported starch in controlled lab tests.

Hot−rolling, HPHT, degradation/hydrolysis: Hot−rolling and HPHT are established methods for assessing polymer and mud stability under thermal/mechanical stress; these tests are commonly referenced in drilling-fluids method papers and manufacturer guidance.

The technical definitions above provide a consistent vocabulary and measurement basis for subsequent chapters; they ensure that rheological, filtration and activation results can be compared to standard expectations and to the studies cited in the empirical review.

CHAPTER THREE

MATERIALS AND METHODS

3.1 LIST OF MAJOR MATERIALS AND EQUIPMENT

MATERIALS

i. Iyi-Ogene clay (raw, representative samples from the deposit).

ii. Soda ash (sodium carbonate, Na_2CO_3) — reagent grade (commercial).

iii. Distilled/deionized water (for activation).

iv. Carboxymethyl cellulose (CMC)

MAJOR EQUIPMENTS

i. Oven — For drying clay sample.

ii. Mortar and Pestle — For crushing clay sample.

iii. Sieve(22BSS) — For obtaining finer particles.

iv. Sieve shaker — For faster and more efficient sieving process.

v. Laboratory scale — for determining weight of required clay sample and additive.

vi. Mud mixer — for efficient dispersion of clay particles and additive.

vii. pH test paper — for checking mud alkalinity.

viii. API mud balance — for mud density.

ix. Rotational viscometer (Fann model 35) — for rheology (θ 600/ θ 300 and additional speeds).

x. API filter press (standard 100 psi, 30minute test)

xi. Safety equipment: gloves, lab coat, nose mask.

3.2 RESEARCH DESIGN

This study adopts a laboratory experimental research design with a quantitative approach. The work is composed of three phases:

1. Characterization phase — physical characterization of raw materials (clay, soda ash, CMC).
2. Activation & formulation phase — systematic activation (Na_2CO_3) of clay and preparation of multiple mud formulations combining activated clay with CMC. The samples include;

Sample A: The raw clay

Sample B: Raw clay (25g) + CMC (1.25g)

Sample C: Activated clay at 3% weight of clay + CMC (1.25g)

Sample D: Activated clay at 5% weight of clay + CMC (1.25g)

Sample E: API benchmark for drilling mud

Activation matrix: Na_2CO_3 at 3% and 5% by weight of dry clay with an aging time of 24hrs was used for the activated samples. 25g of raw clay was employed for each activation.

3. Testing & evaluation phase — laboratory testing (density, rheology, gel strength, filtrate loss) for each formulation, followed by statistical comparison and optimization.

An experimental design with controlled independent variables (Na_2CO_3 dosage) and measured dependent variables (PV, YP, AV, filtrate, cake thickness, thermal stability) allows objective evaluation and optimization of locally sourced mud formulations.

3.3 SAMPLE AND SAMPLING TECHNIQUES

3.3.1 CLAY SAMPLING (FIELD)

Sampling strategy: At the Iyi−Ogene clay deposit, the ground was dug in to about 3 feet upon which the sample was retrieved.

Sample size: About 5kg of bulk clay sample was collected to ensure enough material for activation trials.

Sample handling: Samples was properly stored in a sealed plastic bag. Upon arrival at the laboratory, the sample was oven−dried and subsequently split for activation.

3.3.2 SAMPLE PREPARATION (LABORATORY)

Clay: Oven−drying of the raw sample was done at about 180°C. Dried samples were crushed and sieved (710 µm) to produce finer particles.

Soda ash: Using distilled water, required soda ash weighted samples of 3% and 5% by weight of clay was prepared.

Activated samples: For each activation condition, prepared clay slurry was added designated Na_2CO_3 dose, stirred for about 15 minutes. Aging was allowed for 24 hours. Sample was then dried at about 130°C, upon drying, was crushed and sieved for uniform fine particles.

3.4 NATURE AND SOURCES OF DATA

Primary data (experimental)

Laboratory measurements from prepared muds: rheological readings (600, 300, other rpm), gel strengths (10s, 10min), API filtrate volumes, mud density, cake thickness, rheology/filtrate, pH, particle-size distributions, swelling index.

Secondary data (literature)

Published studies, theses, standards (API) and technical manuals used to set acceptance criteria and compare findings. These data support the empirical baseline and provide benchmarking values.

3.5 METHODS OF DATA COLLECTION

Before running of analysis to obtain required data, samples were prepared using a standard mud mixer to ensure efficient dispersion of solids in water.

Plate 3.1: A Hamilton Beach mixer

Viscometry: Using a Fann viscometer; dial readings at 600rpm and 300rpm were recorded. Obtained values aided in computing PV, YP, AV. Gel strengths at 10s and 10min were also recorded.

Plate 3.2: Fann Model 35 Viscometer

Density: Mud weight of the clay sample was determined with the help of an API mud balance.

Plate 3.3: API Mud balance

Filtration: An API filter press (100psi, 30min) powered by an air compressor was used to measure filtrate volume.

Plate 3.4: API Filter Press

Plate 3.5: Air compressor

Sand content: The sand content of the formulated mud was checked using the sand content kit.

Plate 3.6: Sand content kit

pH: To determine the degree of alkalinity of the clay, the pH paper strip was used.

3.6 METHODS OF DATA ANALYSIS

Direct processing/report of laboratory data

Rheology calculations: Compute

Apparent Viscosity (1)

Plastic Viscosity (2)

Yield Point (3)

Filtrate reporting: Report API filtrate (ml/30 min).

Statistical analysis

Graphical analysis: Rheograms (shear stress vs shear rate) are presented using bar charts (comparative PV/YP), and table summarizing test results.

Acceptance criteria: Results are compared to API thresholds (e.g., filtrate target, PV/YP ranges) and to values for imported bentonite or baseline commercial muds used as reference.

3.7 RELIABILITY OF INSTRUMENTS AND PROCEDURES

Calibration: All instruments must be calibrated before use or within a recent calibration period. For example, viscometer was calibrated per manufacturer instructions (use Newtonian standard fluids), mud balance was verified with distilled water.

Control samples: Control sample was periodically run during testing to confirm instrument and procedural reliability.

Safety: Chemicals (Na_2CO_3) are handled with PPE, ovens operated using heat−resistant gloves and safe containers. Laboratory safety protocols were also duly followed.

This methodology provides a reproducible, standards-based framework to characterize, activate and evaluate freshwater drilling mud formulations made primarily from Iyi−Ogene clay.

CHAPTER FOUR

RESULTS AND DISCUSSIONS

4.1 DATA PRESENTATION

A comparison of Iyi−Ogene clay properties with the standard alternative, Bentonite is presented in this section. The results from the experiments will be analyzed using comparative assessments and graphical illustrations to show how the clay samples behaved and how their mud properties changed before and after chemical treatment. The table below shows results of the sample analysis with respect to some properties of sample E being the standard mud specifications to be compared with the retrieved samples. The significant difference in the rheological properties of the raw clay, represented as sample A necessitates the beneficiation of the clay to give other samples as earlier stated.

Table 4.1: Examined properties of samples A, B, C, D and E.

Sample	$\theta 600$	$\theta 300$	AV (cp)	PV (cp)	YP (lb/100ft²)	10s Gel strength	10min Gel strength	pH	Filtrate loss (ml)
A	5.00	2.50	2.50	2.50	0	2.50	3.00	7	312.00
B	34.50	23.00	17.25	11.50	11.50	18.50	16.00	7	8.90
C	26.00	15.50	13.00	10.50	5.00	14.00	11.00	10	7.55
D	22.50	13.50	11.25	9.50	4.00	9.00	11.00	11	7.20
E	34.00	24.00	17.00	10.00	14.00	6.00	13.00	10	8.50

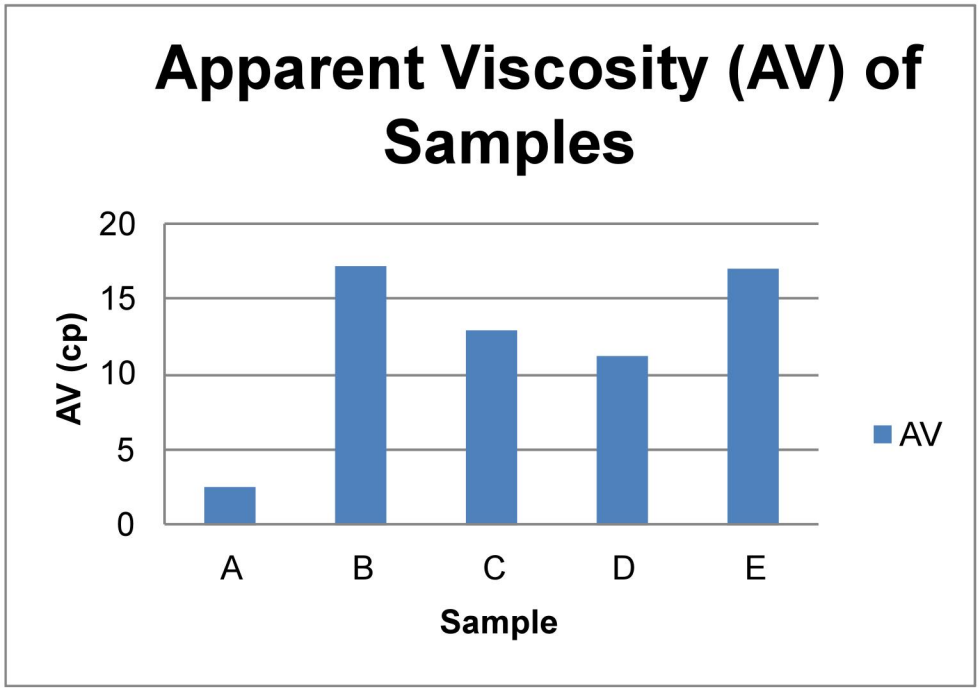

Figure 4.1: Plot of apparent viscosity of samples

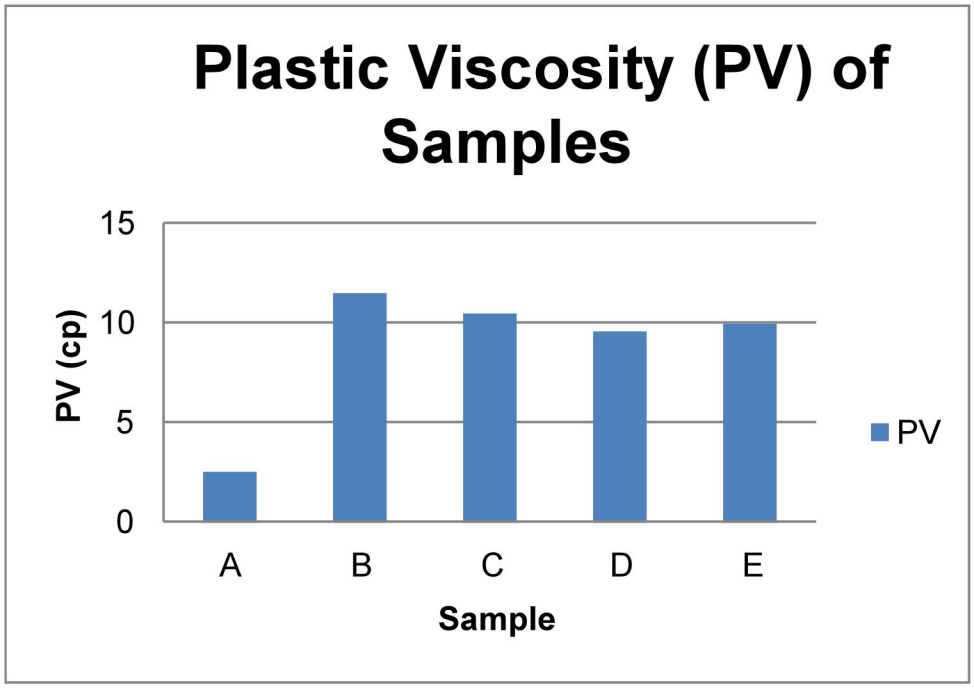

Figure 4.2: Plot of plastic viscosity of samples

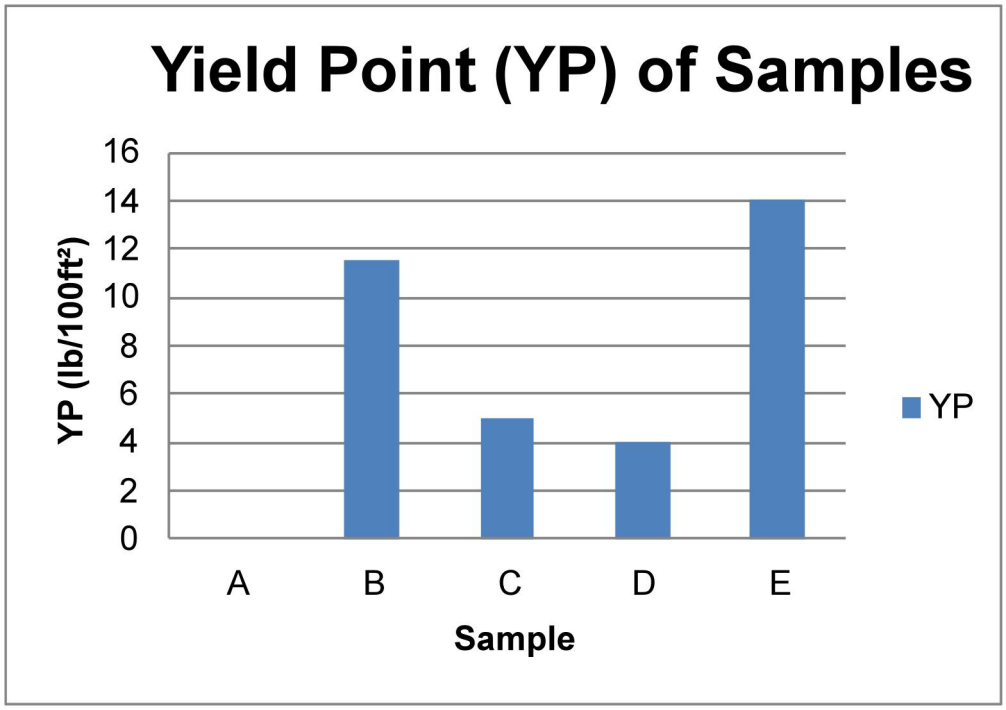

Figure 4.3: Plot of yield point of samples

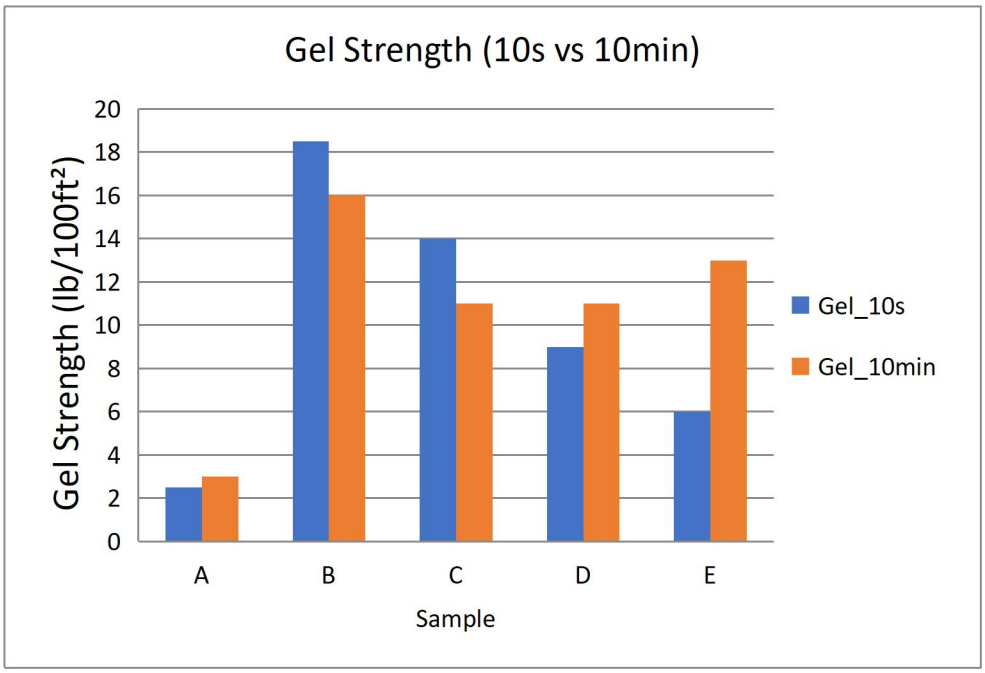

Figure 4.4: Plot of Gel strengths of samples

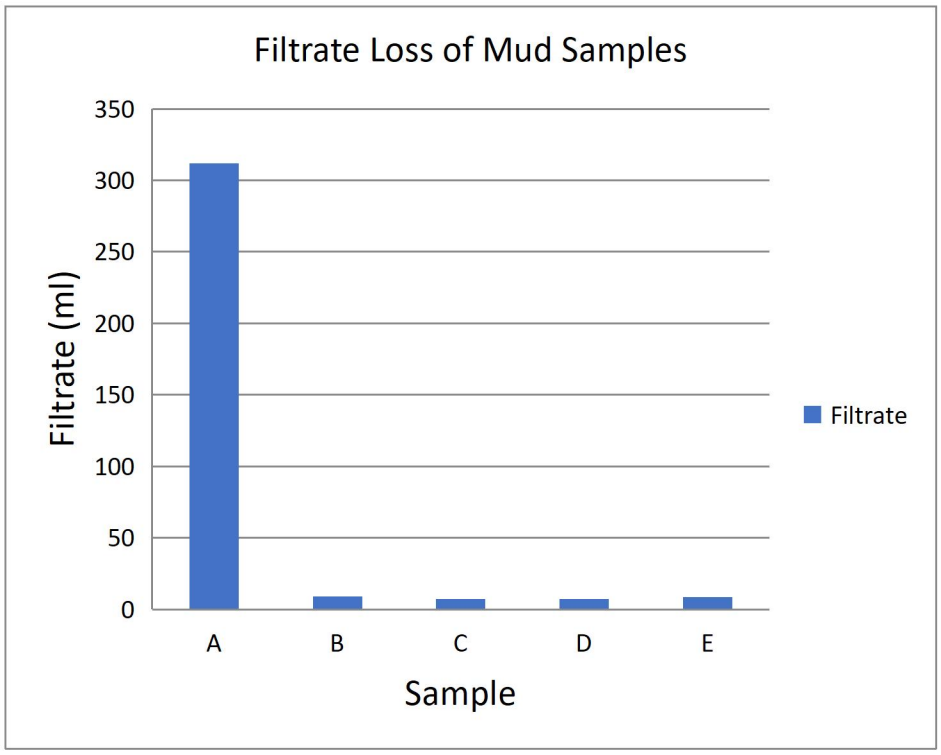

Figure 4.5: Plot of Filtrate loss of samples

4.2 DATA ANALYSIS

Rheological properties

- Samples B and E showed higher apparent and yield values, indicating better carrying and suspension capacity.
- Sample A had the lowest values, suggesting minimal viscosity and poor gelation of the clay in its natural form.

Gel strength

- Samples B and E demonstrated stronger gel structures, implying better suspension of solids during static conditions.
- Lower gel strength in sample A indicates weak structure formation.

Filtrate loss

- Sample A had an extremely high filtrate loss (312ml), showing poor fluid loss control.
- Other samples (B to D) maintained filtrate losses below 9ml, proving the effectiveness of CMC in reducing fluid loss.

Fluid pH

- Samples C to E recorded alkaline pH values (10 to 11) desirable for clay dispersion and polymer stability.
- Samples A and B remain neutral (pH 7) representing the non−activated natural clay.

Sand content

- Sand content for the formulated samples was determined to be 0.35% by volume of sand.

Mud weight

- Using the mud balance, the mud weight was measured to be 8.6 lb/gal, which falls within the acceptable API specification range for drilling mud.

The inclusion of CMC is shown to have significantly improved the rheological and filtration properties of the mud samples with sample B exhibiting the most balanced performance, showing good viscosity, gel strength and minimal filtrate loss alongside sample E, the standard specification.

4.3 DISCUSSION OF FINDINGS

The result obtained from the raw clay sample showed significant deviation from the API standards. The mud exhibited high fluid loss and very low viscosity, which are clear indicators of weak gel strength and poor fluid loss control, this implies that the raw clay in its natural form lacks the necessary colloidal properties to provide effective drilling fluid performance.

To address these shortcomings, Carboxymethyl Cellulose (CMC) was incorporated as an additive. CMC serves as both a viscosifier and a fluid loss control agent; it helps improve the carrying capacity of the mud, enhance its stability, and minimizes fluid invasion into the formation by forming a thin, consistent filter cake, by so doing, brings the performance of the drilling mud closer to the API standards.

Following the improvement observed after incorporating CMC, further tests were carried out by activating the raw clay with sodium carbonate at 3% and 5% by weight of clay. Sodium carbonate acts as an activating agent by converting calcium−based clay to its sodium form, thereby improving its plasticity, yield and overall responsiveness to additives like CMC. These additional tests aimed at determining the extent to which chemical activation, in combination with polymer treatment, could improve the rheological and filtration properties of the locally sourced clay to meet API specifications.

The results obtained upon activating the raw clay with sodium carbonate and testing with CMC shows a decreasing trend in viscosity and gel strength as the level of activation increases. While sodium carbonate is generally used to enhance swelling and dispersion of calcium−based clays, this project shows that excessive quantities can weaken the structural network responsible

for viscosity and gel strength development, in addition, high sodium ion can reduce the interaction between the clay particles and the polymer (CMC).

As a result, instead of improved rheology, the mud exhibits lower viscosity and gel strength with increasing sodium carbonate content. This suggests there is an optimum activation level beyond which the beneficial effects of sodium carbonate are reversed.

CHAPTER FIVE

CONCLUSION AND RECOMMENDATIONS

5.1 CONCLUSION

1. This research has successfully prepared water−based mud using local clay at different levels of activation, it has measured standard mud properties of the formulated mud and compared these properties against recommended API benchmarks.
2. The results obtained from the experimental analysis revealed that the natural clay, though initially below API standards, showed significant improvement after activation with sodium carbonate. The inclusion of carboxymethyl cellulose (CMC) further enhanced its rheological properties, particularly in viscosity and gel strength, bringing them closer to the desired API range. These findings affirm that local clays, when properly beneficiated and treated with suitable additives, can perform comparably to imported bentonite in drilling fluid applications.
3. This work therefore demonstrates that Iyi−Ogene clay holds strong potential as a cost−effective raw material for drilling mud production in Nigeria. Its successful utilization can contribute to reducing the nation's dependence on imported bentonite, lowering operational costs, and encouraging the sustainable use of local resources. Nevertheless, while laboratory−scale results are promising, further work is required to validate performance under real field conditions.

5.2 RECOMMENDATIONS

Based on the findings of this study, the following recommendations are made:

1. **Field scale evaluation:** Future studies should extend the use of Iyi−Ogene clay to field level mud formulation and drilling operations to assess its performance under real time temperature and pressure conditions.

2. **Optimization of activation parameters:** More detailed research should focus on determining the optimal concentration of soda ash and activation duration to achieve the best rheological balance without over treating the clay.

3. **Incorporation of additives:** Additional investigations should explore the use of other environmentally friendly polymers and additives that could further enhance the performance and stability of the local clay−based drilling mud.

4. **Comparative studies:** Further comparative analysis involving Iyi−Ogene clay and other Nigerian clay deposits should be carried out to identify regions with the most suitable natural materials for large scale development.

5. **Industrial adoption:** Oil and gas companies in Nigeria are encouraged to support and invest in research aimed at developing local alternatives for drilling fluid materials, as this aligns with cost reduction, import substitution, and local content development goals.

The findings of this study affirm that with adequate beneficiation, chemical treatment, and additive optimization, Iyi−Ogene clay presents a viable and sustainable alternative for drilling mud formulation in the Nigerian oil and gas industry. Implementing these recommendations will help translate the promising laboratory results of this work into practical, reliable, and economically viable drilling fluid solutions that support local content development and import substitution in Nigeria's oil and gas sector.

5.3 CONTRIBUTION TO KNOWLEDGE

This study contributes to existing research by providing an experimental evaluation of Iyi─Ogene clay as a potential material for drilling mud formulation. Through laboratory analyses, the clay's rheological properties were determined to assess its suitability as an alternative to the imported bentonite clay.

The results obtained showed that the clay possesses measurable viscosity, acceptable mud weight, controlled sand content, and favorable flow behavior, indicating its capability to support drilling fluid performance. These findings suggest that Iyi─Ogene clay can serve as a viable local alternative in drilling mud systems, thereby promoting the utilization of indigenous materials and reducing reliance on imported additives.

Additionally, this research provides baseline data that can support further modification and optimization of the clay for improved drilling fluid applications.

REFERENCES

Wessendorff G. (2020). Achieving operational efficiency gains using a total fluids management service. World Oil.

World Bank (2023). Nigeria Bentonite Imports by Country. World Integrated Trade Solutions (WITS).

Abdulrahman, S. A., Mohammed, A., & Garba, M. M. (2022). Characterization and performance evaluation of locally sourced clays for drilling mud formulation in Nigeria. Journal of Petroleum Science and Engineering.

Adeleye, J. A., & Isehunwa, S. O. (2019). Comparative analysis of rheological properties of local clays and imported bentonite for drilling mud formulation. Nigerian Journal of Technology.

Afolabi, R. O., & Oloruntoba, T. D. (2021). Enhancement of rheological behavior of water-based muds using Nigerian clays modified with chemical additives. SN Applied Sciences.

Ahmed, A., & Nasr-El-Din, H. A. (2018). Drilling fluids: Types, functions, and properties. Journal of Petroleum Exploration and Production Technology.

Al-Yaseri, A. Z., Rezaee, R., & Roshan, H. (2019). Effect of clay content and type on the flow behavior of drilling fluids. Journal of Natural Gas Science and Engineering.

Amadi, U. A., & Uzoekwe, S. A. (2020). Evaluation of local Nigerian clays as potential substitutes for imported bentonite in drilling mud formulation. Journal of Applied Sciences and Environmental Management.

American Petroleum Institute. (2014). API Specification 13A: Drilling Fluids Materials (18th ed.). Washington, DC: API Publishing Services.

Anifowose, A. J., & Osisanya, S. O. (2017). Fundamentals of drilling fluid design and management. Journal of Petroleum Engineering, 2017.

Asadu, C. L. A., & Ezeaku, P. I. (2021). Geochemical and mineralogical characterization of Nigerian clays for industrial applications. Applied Clay Science, 205, 106032.

Danjuma, I., & Musa, M. (2018). Performance of chemically treated local clays in water-based drilling fluids. Nigerian Journal of Materials Science and Engineering.

Egbu, V. U., & Nwosu, M. C. (2020). Experimental evaluation of local clay blends for water-based drilling mud formulation. International Journal of Engineering Research & Technology, 9(4), 892–899.

Isehunwa, S. O., & Onwukwe, S. I. (2017). Formulation and rheological study of water-based drilling mud using Nigerian clays. Petroleum & Coal.

Jideofor, U. C., & Eke, P. O. (2022). Optimization of drilling mud properties using natural additives and local clays. Journal of Petroleum Technology and Alternative Fuels.

Ogbuagu, J. O., & Chukwu, E. (2020). Comparative study of rheological and filtration characteristics of imported and local clays for drilling operations in Nigeria. Nigerian Journal of Basic and Applied Science.

Omole, O., & Falode, O. (2019). Development of drilling fluid using indigenous clays and additives: A step towards self-sufficiency in mud formulation. Nigerian Journal of Petroleum and Gas Engineering.

Onyejekwe I. M., Duru U. I., Obibuike U. J., Odo J. E., Nnanna O. (2022). Characterisation of local clay for drilling mud production. International Journal of oil, Gas and Coal Engineering.

Nzerem P., Chinaza E., Oluwaseyi A., & Abiodun O. (2025). A review on analysis of groundnut shell─based additives in drilling fluid formation to enhance its rheological and filtration properties. NIPES Journal of Science and Technology Research.

Akinade A. E., & Afolabi F. A., (2015). Experimental investigation of the use of local clay (Abbi, Delta state, Nigeria) as a substitute for foreign imported bentonite clay in the formulation of aqua base drilling fluid. International Journal of Scientific and Engineering Research.

Ogolo O., Arinkoola A. O., Ngene P., Ogbaga C. C., Osisanya S. (2023). Thermochemical treatment of Nigerian raw clays for oil and gas drilling operations. ChemEngineering.

Ameloko A. A., Ogologo C. E., Daramola O. C., Babalola A. O. (2020). Assessment of clay materials for suitability in drilling mud formulation from part of Ondo State, South-West Nigeria. Journal of Petroleum Exploration and Production Technology.

Harry T. F., Joel O. F., Ademiluyi F. T., Oduola K. (2016). Performance evaluation of local cassava starches with imported starch for drilling fluid. American Journal of Engineering Research.

Agwu O. E., Akpabio J. U., & Archibong G. W. (2019). Rice husk and saw dust as filter loss control agents for water-based muds. Heliyon.

Eze S. O., Chukwu C. J. (2025). Formulation of drilling fluids using local materials. European Journal of Sustainable Development Research.

Udoh F. D., Itah J. J., & Okon A. N. (2012). Formulation of synthetic-based drilling fluid using palm oil derived ester.

Agwu O. E., Okon A. N., & Akpabio M. G. (2015). Determination of major elemental contents of some bentonitic clay in Akwa Ibom State, Nigeria. Elixir Petrol. Engg.

Obasi F. T., Okoro E. E., Igwilo K. C., Uwaezuoke N., Okoli N. (2020). Beneficiation of Nigerian bentonite using local materials. Journal of Petroleum Exploration and Production Technology.

Onyejekwe Ifeanyichukwu Michael (2023). Improvement of local (Umuna) clay for the production of drilling mud. International Journal of Oil, Gas and Coal Engineering.

Odeh A., Edegbe R., & Oyedoh E. (2022). Effect of cassava starch and sodium carbonate on the properties of local drilling mud: Beneficiation to improve the rheological and flow properties of locally formulated mud. Advances in Chemical Engineering and Science.

Okon A. N., Udoh F. D., Bassey P. G. (2014). Evaluation of rice husk as fluid loss control additive in water-based drilling mud. Society of Petroleum Engineers.

He H., Chang X., Sun Y., Xue L., Bai B. Chen G. (2024). Effectiveness of Okra as an environmentally friendly and economical lubricant for drilling fluid. Processes.

Musaab Ibrahim Magzoub Elhag (2014). Development of stable bentonite for drilling fluid formulations using local sources.

Bahranowski K., Klimek A., Gawel A., Serwicka E. M. (2021). Rehydration driven Na-Activation of Bentonite─Evolution of the clay structure and composition. Materials.