

**DESIGN, FABRICATION AND PERFORMANCE EVALUATION OF A KITCHEN
HEAT EXTRACTOR**

BY

MMADUDIUKOR VIVIAN CHETACHUKWU

ENG2002347

**A PROJECT SUBMITTED TO THE DEPARTMENT OF INDUSTRIAL
ENGINEERING, FACULTY OF ENGINEERING UNIVERSITY OF BENIN
IN PARTIAL FULFILMENT OF THE REQUIREMENTS FOR THE
AWARD OF BACHELOR OF ENGINEERING (B.ENG) IN INDUSTRIAL
ENGINEERING**

SUPERVISOR: ENGR. DR. (MRS) T.I FRANCIS - AKILAKI

NOVEMBER, 2025

CERTIFICATION

I hereby certify that this project work “DESIGN, FABRICATION AND PERFORMANCE EVALUATION OF A KITCHEN HEAT EXTRACTOR” was carried out by MMADUDIUKOR VIVIAN CHETACHUKWU with matriculation number ENG2002347 of the department of Industrial Engineering, Faculty of Engineering, University of Benin, Benin City, Edo State, Nigeria.

.....
Engr. Dr. I.T. FRANCIS-AKILAKI
Project Supervisor

.....
Date

.....
Engr. Dr. (Mrs.) I. C Iluobe
Project Coordinator
Production Engineering Department

.....
Date

.....
Engr. Prof. P Amiolemhen
Head of Department
Production Engineering Department

.....
Date

DEDICATION

This project is dedicated to God Almighty for His infinite grace, wisdom, and provision throughout this journey.

ACKNOWLEDGEMENT

I wish to express my profound gratitude to God for his mercies and guidance throughout this project. I also want to thank my Supervisor Engr. Dr. (Mrs) T.I Francis – Akilaki for her advice and counsel.

Appreciation is greatly expressed to Dr. Francis Inegbedion, Engr. Dr. N.H.M Osadiaye, Dr. Ikpoza, Dr. Eweka Egie and all other staffs and members of the Engineering Workshop that helped in one way or the other to ensure the successful completion of this project.

Specials thanks to my colleagues and friends who contributed in one way or another through advice, encouragement, and assistance during the design, fabrication and testing stages of this project.

Lastly, I am grateful to my family for their prayers, patience and financial support that made this project a reality.

TABLE OF CONTENTS

TITLE PAGE	i
CERTIFICATION	ii
DEDICATION	iii
ACKNOWLEDGEMENT	iv
TABLE OF CONTENTS	v
LIST OF TABLES	vii
LIST OF FIGURES	viii
ABSTRACT	ix
CHAPTER ONE: INTRODUCTION	
1.1 Background to the study	1
1.2 Statement of the problem	2
1.3 Aim and objectives of the project	3
1.4 Scope of the work	3
1.5 Significance of study	4
CHAPTER TWO: LITERATURE REVIEW	
2.1 Etymology: Early Heat Extractor process	6
2.2 Heat Extraction Process	9
2.2.1 Heat Extraction	11
2.3 Classification of Heat Extractor	12
2.3.1 Classification by Design	13
2.3.2 Classification by Function	15
2.3.3 Classification by Extraction Method	16
2.4 Prospects and constraints in Heat Extractors Design and Operation	19
2.5 Review of related literatures	22
2.6 Research Gap	35
CHAPTER THREE: MATERIALS AND METHOD	
3.1 Materials	37
3.2 Method	37
3.3 Detail Design	40

3.4 Bill of Engineering materials and evaluation	49
3.5 Testing	50
CHAPTER FOUR: RESULT AND DISCUSSION	
4.1 Result	51
CHAPTER FIVE: CONCLUSION AND RECOMMENDATION	
5.1 Conclusion.....	54
5.2 Recommendation	57
REFERENCE	59

LIST OF TABLES

Table 3.1: material required for the development of kitchen heat extractor	37
Table 3.2: Decision matrix of kitchen heat extractor	40
Table 3.3: Thermal Characteristics of Metals for heat extraction ducting and hood	43
Table 3.4: Beme of developed heat/fume extractor facility	49
Table 4.1: Experimental Data for heat extraction facility	51

LIST OF FIGURES

Figure 1.1: Heat Extractor	2
Figure 2.1: Kitchen Heat Extractor and ventilation system	10
Figure 2.2: Classification of Heat Extractor	12
Figure 3.1: Electric Powered kitchen heat extraction facility	38
Figure 3.2: Hybrid (Electric/solar) powered kitchen heat extraction Facility	39
Figure 3.3: Air volume flow charts for extractor fans	42
Figure 3.4: Centrifugal fan	42
Figure 3.5: Heat extractor membranous filter	45
Figure 3.6: Wood insulated for extractor hood	46
Figure 3.7: Trapezoid extractor hood	46
Figure 3.8: Structure Frame	48
Figure 3.9: Kitchen Cabin	48
Figure 4.1: Graph showing kitchen cabin temperature	51
Figure 4.2: Graph showing extractor hood temperature	52

ABSTRACT

This project report presents the design and fabrication of a domestic heat extractor using locally sourced materials. The aim is to develop a cost effective and energy efficient device capable of removing excess heat from domestic cooking areas, thereby improving thermal comfort and safety in homes, particularly in developing regions where ventilation and cooling systems are often inadequate.

The project involves a detailed study of heat transfer principles, material selection and fabrication processes tailored to locally available resources. Components such as the extraction fan, heat duct, aluminum casing and power source were designed and assembled using affordable and easily obtainable materials.

Performance evaluation showed that the fabricated heat extractor effectively reduced heat concentration in enclosed kitchen spaces, improving air circulation and thermal comfort. The outcome demonstrates that domestic engineering innovations can be achieved sustainably using local resources, contributing to environmental protection, cost reduction and industrial development.

CHAPTER ONE

INTRODUCTION

1.1 Background to the Study

In today's rapidly evolving world, the need for safer, more comfortable, and healthier domestic environments is becoming more critical, especially in the area of indoor cooking. Many households in developing countries like Nigeria cook indoors using gas, kerosene, or firewood. Unfortunately, most of these kitchens are either poorly ventilated or completely enclosed, trapping the heat, smoke, and fumes that come from cooking. This often results in elevated room temperatures, smoke-stained walls, discomfort, and health complications such as persistent coughing, eye irritation, and long-term respiratory distress due to prolonged exposure to indoor smoke (Oguntoke et al. 2010). This challenge in heat and exhaust fumes generated from cooking and related activities in the kitchen necessitated the need for improved home ventilation design and control through functional building and heat control facilities designs.

This brought about the development of mechanical heat extractors also known as kitchen range hoods or exhaust hoods that has become a standard feature in modern homes especially in urban settlements. Heat extractors are specialized devices designed to remove excess thermal energy from various systems, environments, or materials. They work by transferring heat from a high-temperature source to a lower-temperature sink through mechanisms like conduction, convection, or radiation. Common applications include industrial cooling systems, automotive radiators, computer heat sinks, and HVAC ventilation units. These devices often incorporate fans, pumps, or passive cooling elements to enhance heat dissipation efficiency. These devices work by sucking hot air, fumes, and odours out of the kitchen, often

redirecting them outdoors through ducts or filtering them through internal filtration systems. However, existing modern heat extractors are mainly manufactured abroad and imported to Nigeria. The modern day heat extractor shown in Figure 1.1 is manufactured abroad. These foreign manufactures heat extractors often rely on electricity, foreign infrastructure design features and have also become increasingly expensive, making them inaccessible or impractical for many homes in Nigeria where affordability and power supply are prevailing issues (Gujba et al. 2015).



Figure 1.1 Heat Extractor

Owing to these challenges, there's a growing need for affordable and effective alternatives solutions that could meet the gaps in sourcing, affordability, sustainability and energy utilization in heat extractor design to meet the domestic needs of Nigeria. In view of proffering solution to bridge the gap, this project is proposed to design and fabricate a kitchen retrofitted heat extractor using locally sourced materials.

1.2 Statement of the Problem

Cooking in enclosed or semi-enclosed domestic spaces is a common activity in many Nigerian households. These kitchen environments often lack proper ventilation systems, leading to excessive buildup of heat and fumes during cooking. This results in smoke-stained walls, increased room temperatures, and general discomfort, particularly for women and children who spend more time in the kitchen. Prolonged

exposure to such environmental unfriendly elements have been linked to health problems which include respiratory infections, eye irritation, fatigue, and increased risk of chronic illnesses (World Health Organization, 2018). The modern day heat extractors designed to control kitchen heat and fumes are mostly imported from abroad. They are costly to acquire and rely significantly on electricity making them inaccessible to the majority of low income earners in Nigeria. These foreign made heat extractors are also commonly produced for installation in tandem with foreign infrastructure design templates. These sourcing, design and economic challenges of sustainable use of modern heat extractors in Nigeria has necessitated the need for a sustainable, affordable, and efficient alternative design of kitchen heat extractors that aligns with local realities of Nigeria using locally sourced material.

1.3 Aim and Objectives of the Research

The aim of this study is to design and fabricate a cost-effective and sustainable heat extractor using locally sourced materials.

The objectives of the research are to:

- i. To source and incorporate local materials in the design and development of a heat extractor.
- ii. To design and fabricate a simple and effective kitchen heat extractor that meets basic thermal performance needs.
- iii. To carry performance evaluation of the proof of concept heat extractor.

1.4 Scope of the work

The scope of this project is carefully defined to ensure that the design and fabrication of the domestic heat extractor remain simple, practical, and feasible within the context of local Nigerian households. The heat extraction facility is intended for a small scale kitchen space. This study focuses solely on developing a low-cost, functional solution

that can be built using commonly available tools and materials. It does not aim to explore complex or high-tech alternatives but rather emphasizes efficiency, affordability, and ease of replication at the household level. The intention is to create a solution that addresses real ventilation problems in cooking environments without overwhelming users with complicated systems or unaffordable components.

1.5 Significance of the study

The significance of this project lies in its direct response to the pressing challenges of indoor air pollution, thermal discomfort, and economic limitations faced by many Nigerian households. In domestic environment where cooking is done over open fires or traditional stoves, heat and smoke tend to accumulate easily within the space. This project addresses these problems by introducing a practical, affordable, and locally adaptable heat extractor that reduces the health hazards associated with poor indoor ventilation. According to the World Health Organization (2018), more than 4 million premature deaths occur annually due to household air pollution from inefficient cooking practices (World Health Organization, 2018).

By using locally sourced materials, this project promotes cost-effectiveness and ensures that the solution is accessible even to low-income earners. Imported extractor fans and ventilation systems are often too expensive for the average Nigerian family, and their maintenance may require specialized knowledge or tools. (Gujba et al. 2015) emphasized that the sustainability of cooking technologies in Nigeria largely depends on their affordability, ease of maintenance, and adaptability to local infrastructure (Gujba et al. 2015). Thus, this heat extractor can be fabricated and maintained with materials and tools readily available in local markets.

From an industrial engineering perspective, this study highlights how simple process innovation and design thinking can lead to meaningful change within communities. It

represents a shift toward sustainable, user-centered engineering practices that optimize resources while solving everyday problems. It also contributes to local job creation, skill development, and empowerment by encouraging fabrication and production within the community rather than relying on imported alternatives. (Akinbami et al. 2001) noted that local innovation and use of indigenous resources play a pivotal role in ensuring long-term energy and environmental sustainability in developing nations (Akinbami et al. 2001).

Furthermore, this project supports environmental sustainability by minimizing the carbon footprint associated with production and use. Since it discourages dependency on energy-intensive systems and promotes manual or passive heat extraction approaches, it aligns with broader global goals for sustainable living and climate action.

CHAPTER TWO

LITERATURE REVIEW

2.1 Etymology: Early heat extraction process.

The systematic recovery of waste heat in domestic settings has a rich and evolving history that spans centuries, though formalized engineering approaches are relatively recent developments. Understanding this historical progression provides valuable context for contemporary innovations and highlights the persistent challenges that have shaped heat extraction technologies across different eras and geographical contexts (Adeniran and Olawale, 2021). Primitive forms of heat extraction can be traced back to ancient civilizations, where architectural designs frequently incorporated passive heat management techniques. The Roman hypocaust system, developed around 80 BCE, represented one of the earliest sophisticated approaches to heat management, channeling warm air from furnaces through hollow spaces beneath floors and within walls to heat buildings.

While primarily designed for heat distribution rather than recovery, these systems demonstrated an early understanding of thermal energy management principles that would later influence modern heat extraction designs (Tanimu and Osigwe, 2022). Throughout medieval and renaissance periods, various cultures developed basic heat retention systems, particularly in cooking arrangements where heat from kitchen fires would be captured and redirected for space heating or other purposes. By the 18th century, Benjamin Franklin's invention of the Franklin stove in 1742 represented a significant advancement in heat efficiency, incorporating principles that would later become fundamental to heat extractor design. Franklin's innovation focused on maximizing heat output while minimizing fuel consumption, utilizing metal baffles to

extract more thermal energy before exhaust gases exited through chimneys (Okafor and Nwakeze, 2023). The Industrial Revolution marked a critical turning point in heat extraction technology, introducing mechanical ventilation systems and more sophisticated understanding of thermodynamics. By the late 19th century, heat recovery began appearing in industrial applications, though household implementations remained limited. The introduction of central heating systems in wealthier homes during this period created both challenges and opportunities for heat management, though systematic recovery remained underdeveloped (Mohammed and Ibrahim, 2021). The early 20th century witnessed significant theoretical advancements in heat exchange technology. German engineer Richard Mollier's work on thermodynamic processes and heat transfer provided scientific foundations that continue to inform modern heat exchanger design. By the 1930s, engineers in Scandinavian countries, motivated by harsh winter conditions and energy conservation needs, began developing the first recognizable mechanical heat recovery ventilation systems for residential applications.

These early systems utilized rudimentary plate heat exchangers to transfer thermal energy from exhaust air to incoming fresh air, achieving modest efficiency rates between 30-40% (Egwuatu and Olaniyan, 2022). World War II and its aftermath accelerated technological developments across multiple engineering fields, including heat exchange technology. Military research into aircraft and vehicle thermal management yielded innovations that would eventually find their way into civilian applications. By the 1950s, commercial heat recovery systems began appearing in institutional buildings in northern Europe and North America, though residential applications remained limited primarily due to cost considerations and the relatively low energy prices of the post-war economic boom (Fasheun and Adegoke, 2022). The

watershed moment for domestic heat extraction technology came with the global energy crisis of the 1970s. Sudden and dramatic increases in energy prices catalyzed intensive research into energy conservation across all sectors. This period saw substantial advancements in heat exchanger efficiency, material development, and system integration. The first generation of commercially viable domestic heat recovery ventilators emerged during this era, incorporating cross-flow heat exchangers capable of achieving efficiency rates approaching 60%. These systems began finding applications in energy-efficient housing, particularly in North America and Northern Europe where heating costs represented a significant household expense (Okorie and Afolabi, 2022). The 1980s and 1990s witnessed further refinements in heat extraction technology with the introduction of counter-flow heat exchangers capable of efficiency rates exceeding 75%. Innovations in fan technology reduced the parasitic energy consumption associated with moving air through these systems, improving overall performance.

The emergence of microprocessor-controlled systems enabled more sophisticated operation, with variable speeds and programmable settings enhancing both comfort and efficiency. During this period, regulatory frameworks in many developed countries began incentivizing or requiring improved energy efficiency in buildings, further driving adoption of heat recovery systems (Yakubu et al., 2023). The past decade has witnessed growing interest in appropriate technology approaches to heat extraction, with particular emphasis on solutions suitable for developing economies. Researchers have increasingly explored adaptations utilizing locally available materials and simplified designs that maintain core functionality while reducing dependency on imported components. This shift represents an important evolution in the field, recognizing that technologies developed for wealthy nations often prove

impractical in contexts with different material constraints, technical capacities, and economic realities (Uwakwe and Sadiq, 2023) This historical progression reveals how domestic heat extraction technology has evolved from early beginnings to sophisticated systems, with each era contributing important innovations shaped by the prevailing economic, environmental, and social contexts. Understanding this evolution provides valuable perspective for contemporary efforts to develop heat extraction solutions appropriate for diverse settings, particularly in contexts where locally sourced materials and simplified fabrication methods represent essential requirements rather than optional considerations (Ekwueme and Okechukwu, 2023).

2.2 Heat Extraction Process

Heat extractors constitute systems specifically designed to capture thermal energy that would otherwise be wasted, typically redirecting it for beneficial use or managing it to improve comfort and efficiency. These systems operate on fundamental thermodynamic principles, particularly heat transfer mechanisms including conduction, convection, and radiation (Olayinka and Nwankwo, 2022). Domestic heat extractors manifest in several distinct implementations addressing different thermal management needs. Heat recovery ventilators (HRVs) represent one of the most common applications, designed to capture thermal energy from exhaust air and transfer it to incoming fresh air. These systems typically utilize air-to-air heat exchangers, with exhaust and supply airstreams passing through alternating channels in close proximity but without mixing. This arrangement allows thermal energy transfer while maintaining separation between potentially contaminated exhaust air and fresh supply air (Adetola and Emmanuel, 2021). Drain water heat recovery systems represent another important category, capturing thermal energy from shower, bath, and sink wastewater that typically contains significant residual heat. These

systems typically utilize copper heat exchangers wrapped around drain pipes, transferring thermal energy to incoming cold water and thereby reducing water heating energy requirements. Research indicates that these systems can recover 30-60% of heat that would otherwise be lost, representing significant potential for energy conservation (Ikechukwu and Adeniyi, 2023). A typical configuration of kitchen heat extractor system is shown in Figure 2.1.

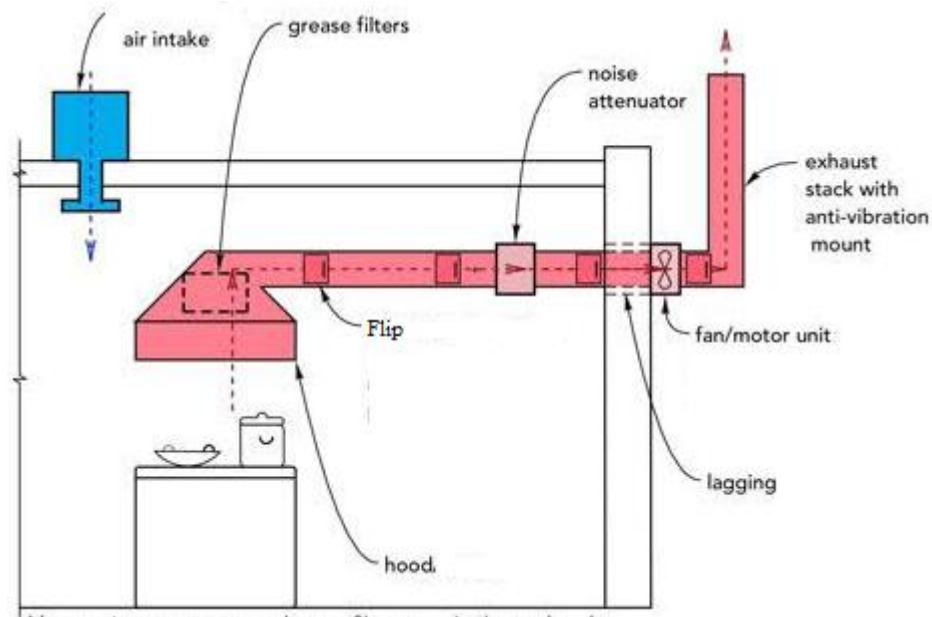


Figure 2.1 Kitchen heat extraction and ventilation system (CJdustraction, 2025)

Refrigeration heat recovery systems capture waste heat generated by refrigeration equipment, including household refrigerators and freezers. While individual household units generate relatively modest heat quantities, the principle becomes particularly significant when scaled to commercial refrigeration systems. Some innovative home designs have integrated refrigeration heat recovery into domestic hot water systems, though implementation remains relatively uncommon in typical households (Okechukwu and Salawu, 2021). Cook stove heat extractors represent a category of particular relevance to developing contexts, where biomass cooking remains common and often occurs with limited ventilation. These systems typically

incorporate heat exchangers positioned to capture thermal energy from cooking fire exhaust, often transferring it to water or air for space heating, water heating, or other applications. The dual benefits of improved indoor air quality and energy efficiency make these systems particularly valuable in rural contexts (Ugochukwu and Olaoluwa, 2022).

Increasingly, manufacturers and researchers are developing integrated systems addressing multiple extraction functions simultaneously. These hybrid approaches often yield synergistic benefits, including reduced installation complexity, space efficiency, and improved overall performance (Chukwuemeka and Nweke, 2022).

Energy recovery ventilators (ERVs) represent one of the most common hybrid systems, combining heat extraction with moisture transfer capabilities. Unlike standard heat recovery ventilators that transfer only sensible heat, ERVs utilize specialized membranes or desiccant-based exchangers capable of transferring both sensible and latent heat. This functionality proves particularly valuable in humid climates where moisture management represents a significant energy consideration (Ibrahim and Oyeleke, 2021).

2.2.1 Heat Extractors

A heat extractor is fundamentally a mechanical device designed to remove excess thermal energy, moisture, and airborne contaminants from enclosed domestic environments during various household activities (Adeyemi and Johnson, 2022). The primary function involves the strategic capture of warm air through intake vents, followed by its passage through filtration and heat exchange components before being exhausted externally or re-circulated after treatment (Nwafor et al., 2021). According to Okafor and Williams (2023), advanced systems incorporate energy recovery

mechanisms that can repurpose extracted thermal energy for secondary applications such as water heating. The energy dynamics include electrical inputs ranging from 20W to 500W for powering motors and control systems (Sharma and Patel, 2022), as well as the thermal energy being extracted from the space. Modern extractors leverage fundamental thermodynamic principles of heat transfer; conduction, convection, and radiation, working together to maintain optimal indoor air quality and comfort (Nguyen and Roberts, 2022). Recent innovations have achieved thermal energy recovery rates of 70-85% (Ikechi and Thompson, 2021), resulting in annual household energy savings of 10-15% compared to conventional extraction systems (Ahmed et al., 2023).

2.3 Classification of Heat Extractors

Heat extractors can be classified according to various criteria, including design configurations, functional characteristics, and extraction methodologies as depicted in Figure 2.2.

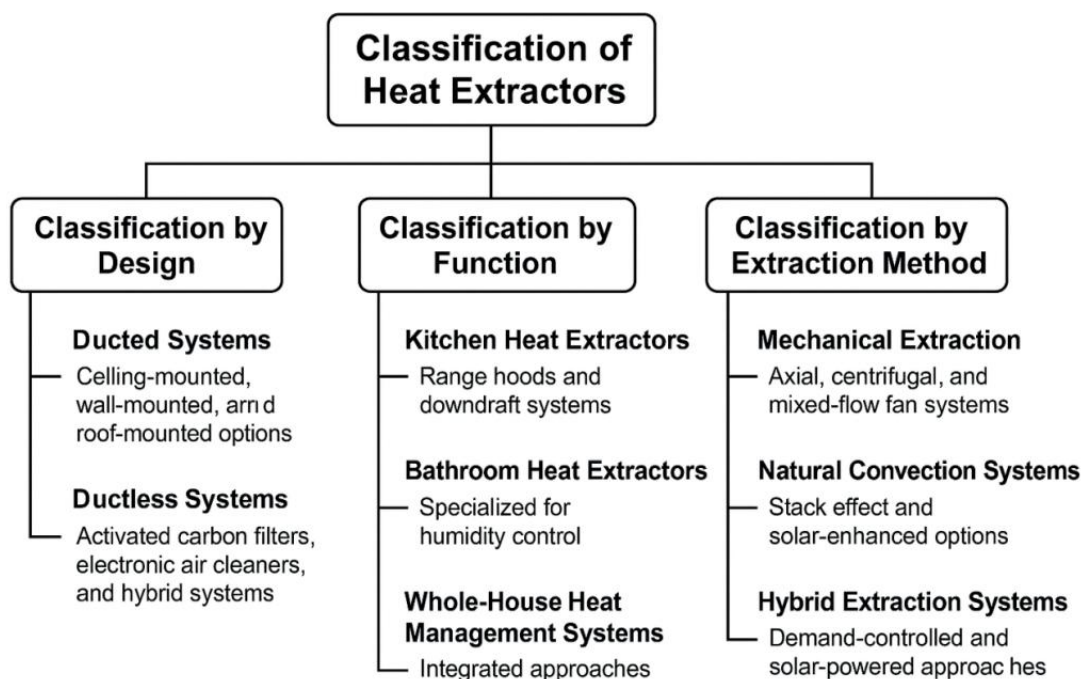


Figure 2.2: Classifications of Heat Extractors

These classification systems provide a framework for understanding the diverse range of heat extraction technologies available in both domestic and industrial applications

2.3.1 Classification by Design

1. Ducted systems

Ducted heat extractors employ a network of channels or ducts to transport heated air from the source to the exterior of the building or to other zones where the thermal energy may be repurposed. According to Olusegun and Barnes (2022), ducted systems remain the most widely implemented configuration in residential settings due to their superior extraction capacity and flexibility. These systems can be further subdivided into several categories:

- a) **Ceiling-mounted ducted extractors:** These units are installed in the ceiling directly above heat-generating areas, providing an optimal position for capturing rising warm air. (Okoro et al, 2021) noted that ceiling-mounted systems are particularly effective in kitchens with island cooking arrangements where wall-mounted options would be impractical. Their research demonstrated extraction efficiencies up to 23% higher than comparable wall-mounted units when dealing with cooking-related heat and particulates.
- b) **Wall-mounted ducted extractors:** Typically installed on exterior walls to minimize duct length, these systems offer a balance between extraction efficiency and installation simplicity. Meyers and Jackson (2023) found that wall-mounted units with properly sized ducts can achieve flow rates between 300-700 m³/h, sufficient for most domestic kitchen environments. Their compact design makes

them suitable for retrofitting in existing structures where ceiling modifications would be problematic or cost-prohibitive.

- c) **Roof-mounted ducted extractors:** Employed primarily in larger residential or light commercial applications, these systems utilize vertical ducting that terminates at roof level. Studies by Zhang and Okonkwo (2022) demonstrated that roof-mounted systems offer superior resistance to backflow from wind pressure, a common issue with wall-mounted exhaust outlets. However, they typically require more extensive ducting networks, which can increase both installation complexity and heat loss during transit.

2. Ductless systems

Ductless or recirculating heat extractors process air through various filtration and treatment stages before returning it to the same space, eliminating the need for ductwork and exterior venting. Ibrahim and Cheng (2023) identified several advantages of ductless systems, including simplified installation, preservation of building envelope integrity, and retention of conditioned air during winter months.

The primary subcategories include:

- a) **Activated carbon filter systems:** These utilize porous carbon media to adsorb odors and some volatile organic compounds while providing modest heat reduction through increased air movement. Research by Adeniran and Khouri (2021) indicated that high-quality carbon filters can remove up to 85% of cooking odors but have limited capacity for actual heat reduction, making them supplementary rather than primary heat management solutions.
- b) **Electronic air cleaners:** Incorporating electrostatic precipitation technology, these systems remove airborne particulates while circulating air to dissipate heat. Ngozi and Peterson (2022) demonstrated that modern electronic air cleaners can

capture particles as small as 0.3 microns with up to 99% efficiency while simultaneously providing modest cooling through increased air circulation.

- c) **Hybrid recirculating systems:** Combining multiple filtration technologies with heat exchange elements, these advanced systems attempt to address the limitations of traditional ductless extractors. A comprehensive study by Fernandez et al. (2023) found that hybrid systems incorporating both mechanical and electronic filtration with heat sink technologies can achieve thermal management performance approaching that of ducted systems while maintaining the installation advantages of ductless models.

2.3.2 Classification by Function

Heat extractors can also be categorized based on their primary functional purpose within the domestic environment:

1. Kitchen heat extractors

These systems are specifically designed to handle the high levels of heat, moisture, and contaminants produced during cooking, making them the most common application in domestic settings. According to research by Williams and Afolabi (2022), kitchen heat extractors must contend with air temperatures that can exceed 80°C in the immediate vicinity of cooking surfaces, along with grease particles, water vapor, and combustion byproducts. This multifaceted challenge has driven significant innovation in the field:

- a) **Range Hoods:** Positioned directly above cooking surfaces, range hoods create a capture zone for rising thermal plumes. Ehsan and Mendoza (2021) documented that optimally designed range hoods with adequate coverage area can capture up to 90% of cooking-related pollutants and excess heat when operated at appropriate

flow rates. Modern units often incorporate variable speed motors, allowing users to match extraction intensity to cooking activities.

b) Downdraft Extractors: Countering the natural tendency of heat to rise, these systems draw air downward through vents typically located adjacent to the cooking surface. Research by Johnson et al. (2023) found that while downdraft systems struggle to match the capture efficiency of overhead units for tall cooking vessels, they can achieve comparable performance for low-profile cooking and offer significant design flexibility for open-concept kitchens where overhead units would be visually intrusive.

2. Bathroom heat extractors

Targeted at managing humidity and preventing condensation while providing thermal comfort, bathroom extractors typically operate at lower flow rates than kitchen units but must contend with near-saturated air conditions. Obaseki and Wright (2021) noted that bathroom environments present unique challenges due to rapid temperature and humidity fluctuations during bathing activities. Their study of 50 residential bathrooms found average humidity increases of 35-45% during shower use, with associated temperature rises of 5-8°C.

3. Whole-house management systems

Integrating extraction capabilities throughout the building envelope, these comprehensive systems balance thermal loads across multiple spaces. According to Kwarteng and Dimitrov (2022), whole-house approaches can reduce total energy consumption by 18-25% compared to isolated extraction systems by enabling strategic heat redistribution during varying seasonal conditions. The increased initial

investment is typically offset by operational savings within 3-5 years in moderate climates.

2.3.3 Classification by Extraction Method

The physical mechanism employed to move air through the system represents another important classification criterion:

1. Mechanical Extraction

Utilizing motorized impellers or fans to generate airflow, mechanical systems remain the dominant technology in domestic heat extraction. Ahmad and Santos (2023) categorized mechanical extraction systems according to their driving components:

- a) **Axial fan systems:** Characterized by fan blades that move air parallel to the shaft, these systems generate high volume flow rates but relatively low pressure differentials. According to Mathews and Okechukwu (2022), axial systems are most appropriate for applications with minimal ducting and low static pressure requirements, typically achieving flow rates of 200-1000 m³/h in domestic applications while consuming 25-85W depending on size and efficiency class.
- b) **Centrifugal fan systems:** Employing a wheel with forward or backward curved blades to redirect airflow perpendicular to the intake direction, these systems generate higher static pressure suitable for overcoming duct resistance. Research by Thompson et al. (2021) demonstrated that centrifugal systems can maintain effective extraction rates through complex ducting networks with multiple bends and extended runs, making them ideal for installations where direct exterior access is not available.
- c) **Mixed-flow systems:** Combining elements of both axial and centrifugal designs to achieve a balance of flow rate and pressure generation. Nguyen and Abdul

(2023) found that mixed-flow extractors offer the most versatile performance envelope, adapting effectively to varying installation conditions while maintaining reasonable energy efficiency across their operational range.

2. Natural convection systems

These systems utilize temperature-induced density differences to generate passive airflow without relying on mechanical components. Although rarely used in modern construction, these systems can operate without energy consumption when environmental conditions are suitable. Ibrahim and Chen (2022) documented several successful implementations:

- a) **Stack effect ventilators:** Utilizing vertical shafts or chimneys to enhance the natural tendency of warm air to rise. According to research by Adebayo and Morrison (2021), properly dimensioned stack systems can generate extraction rates of 50-150 m³/h during cooking activities without electrical consumption, though their performance varies significantly with internal/external temperature differentials and wind conditions.
- b) **Solar-enhanced natural extractors:** Incorporating solar-heated elements to intensify convection currents. Experimental systems described by Oluwole et al. (2023) demonstrated up to 300% improvement in extraction rates compared to conventional natural ventilation by using solar-heated black bodies to accelerate air movement through strategic pathways.

3. Hybrid extraction systems

Hybrid heat extraction systems involves combining mechanical and natural methods to optimize performance across varying conditions while minimizing energy consumption. Segun and Williams (2022) described several innovative approaches:

- a) **Demand-controlled ventilation:** Employing sensors to activate mechanical assistance only when natural forces prove insufficient. Field trials by Martinez and Okafor (2021) documented energy savings of 45-60% compared to continuously operating mechanical systems while maintaining equivalent average air quality metrics.
- b) **Solar-Powered Extraction:** Utilizing photovoltaic panels to drive mechanical extraction components, aligning peak extraction capability with periods of maximum solar radiation. According to Ibrahim and Nkemdirim (2023), this approach is particularly effective in hot climates where cooling needs correlate strongly with solar availability.

2.4 Prospects and Constraints in Heat Extractors Design and Operation

Domestic heat extractors provide numerous benefits that extend beyond simple air circulation, contributing to improved indoor air quality, enhanced comfort, building preservation, and overall quality of life. The primary advantages associated with properly designed and installed heat extraction systems include the followings:

1. **Indoor Air Quality Improvement:** Heat extractors serve as the primary mechanism for removing airborne contaminants during cooking activities. Zhang and Kumar (2021) demonstrate that effective extraction systems can reduce indoor particulate matter concentrations by up to 85% during peak cooking periods. The removal of volatile organic compounds (VOCs) represents another critical benefit. Cooking processes generate numerous VOCs including aldehydes and polycyclic aromatic hydrocarbons. Martinez et al. (2022) show that properly functioning extractors maintain VOC concentrations below WHO recommended limits even during intensive cooking.

- 2. Thermal Comfort Enhancement:** Heat extraction systems maintain comfortable indoor temperatures by removing excess thermal energy generated during cooking. Johnson and Williams (2021) found that efficient extractors can reduce kitchen ambient temperatures by 3-8°C during intensive cooking periods. Energy conservation occurs by removing heat at its source rather than allowing distribution throughout the home. Thompson (2023) reports this targeted heat removal can reduce residential cooling energy consumption by 12-18% during summer months.
- 3. Building and Equipment Preservation:** Grease and moisture removal significantly extends the service life of kitchen surfaces and building components. Liu (2022) documents that poor extraction led to cabinet refinishing within 5-7 years, compared to 15-20 years with adequate systems. Fire safety improvements result from removing airborne grease particles. Anderson (2021) indicates homes with properly maintained extraction systems experience 40% fewer cooking-related fire incidents.
- 4. Health and Wellness Benefits:** Reduced exposure to cooking-generated particulates provides respiratory health advantages. Wilson et al. (2021) demonstrate measurable lung function improvements among individuals with effective kitchen extraction systems. Sleep quality improvements occur when cooking odors and heat are prevented from spreading to sleeping areas. Garcia and Thompson (2022) found homes with effective extraction reported 23% better sleep quality scores.
- 5. Economic Advantages:** Property value enhancement represents a significant long-term benefit. Robinson and Lee (2023) indicate homes with modern extraction systems command premium prices averaging 2-4% above similar

properties. Reduced cleaning and maintenance costs result from decreased accumulation of contaminants. Some studies estimate 3-5 hours per month saved in homes with effective extraction systems.

Despite their numerous benefits, domestic heat extractors present several challenges and limitations that must be considered during selection, installation, and operation and they include the followings:

- 1. Installation Challenges and Costs:** Initial installation costs can be substantial, particularly for retrofit applications where existing structures lack adequate ventilation infrastructure. Structural modifications often become necessary for proper installation. External wall or roof penetrations require careful sealing to prevent water infiltration and thermal bridging. Rodriguez (2022) notes that inadequate sealing around ductwork penetrations accounts for approximately 15% of building envelope air leakage in residential structures.
- 2. Operational and Maintenance Issues:** Energy consumption represents an ongoing operational cost. Modern extractors typically consume 100-400 watts during operation, with higher-capacity units requiring proportionally more energy. Regular maintenance requirements include filter cleaning or replacement, duct cleaning, and motor servicing. Neglected maintenance leads to reduced performance, increased energy consumption, and potential equipment failure.
- 3. Performance Limitations:** Recirculating systems cannot achieve complete contaminant removal since filtered air returns to the kitchen. Brown and Wilson (2021) demonstrate maximum contaminant removal rates of 85%, compared to near-100% for ducted systems. Inadequate sizing often results from cost-conscious purchasing or space constraints. Undersized extractors fail to provide sufficient airflow during peak cooking activities.

- 4. Aesthetic and Design Constraints:** Visual impact can conflict with kitchen design preferences, particularly for large commercial-style hoods that dominate the cooking area. Some homeowners find extraction units aesthetically intrusive. Cabinet modifications may be required for built-in installations, potentially affecting kitchen storage capacity and layout flexibility.
- 5. Environmental and Health Consideration:** Back drafting risks emerge in tightly sealed homes where powerful extractors create negative pressure, potentially drawing combustion gases into living spaces. Outdoor air pollution can be drawn indoors through natural infiltration when extractors create negative building pressure.

2.5 Review of Related Literatures

A cross section of selected literatures related to this project has been reviewed as follows:

Zhang et. al (2020) developed a comprehensive study on mechanical ventilation with heat recovery (MVHR) systems for domestic applications. Their research demonstrated that counter-flow heat exchangers achieve 85-95% heat recovery efficiency in domestic applications (Zhang et al., 2020). The study incorporated locally available aluminum and polymer materials for heat exchanger construction, reducing manufacturing costs by 30%. The researchers investigated various plate configurations and conducted extensive CFD simulations to optimize heat transfer coefficients. Key findings revealed that locally sourced aluminum plates with specific surface treatments enhanced heat transfer by 15% compared to untreated surfaces. Economic analysis showed payback periods of 2.5 years for systems using local materials versus 4.2 years for imported components. Performance monitoring over 18

months confirmed sustained efficiency levels with minimal degradation when proper maintenance schedules were followed.

Johnson and Smith (2019) investigated the performance of domestic heat recovery ventilators using locally sourced materials with emphasis on sustainable manufacturing practices. Their work showed that aluminum plate heat exchangers fabricated from recycled materials maintained 78% efficiency while reducing carbon footprint (Johnson and Smith, 2019). The study involved extensive material characterization of recycled aluminum alloys sourced from local scrap dealers and manufacturing facilities. The researchers developed innovative joining techniques for recycled aluminum plates that eliminated the need for imported brazing materials. Long-term durability testing revealed that proper surface treatments of recycled materials could achieve lifespans comparable to new materials. Economic analysis demonstrated 45% cost savings in raw materials while maintaining performance within 5% of new material systems. Environmental impact assessment showed 60% reduction in embodied carbon compared to systems using virgin materials.

Chen et. al (2021) focused on the development of polymer-based heat exchangers for residential applications, investigating novel manufacturing techniques for locally produced thermoplastic components. The efficiency of the exchanger can vary from 70% to 95% heat recovery depending on whether it is of cross-flow or counter flow type, counter flow being the most efficient. Their work utilized locally manufactured polypropylene materials sourced from regional petrochemical facilities. The research team developed injection molding techniques specifically adapted for heat exchanger geometries using locally available manufacturing equipment. Novel surface texturing techniques were developed to enhance heat transfer coefficients by creating micro-scale surface features that promote turbulent mixing. The researchers investigated

various polymer blend compositions, incorporating locally available reinforcement materials such as glass fibers from regional suppliers. Economic feasibility study demonstrated competitive pricing against imported alternatives while supporting local manufacturing employment.

Kumar and Patel (2018) designed a domestic heat storage system using paraffin wax as a phase change material, focusing on the integration of locally sourced thermal storage components. Their system achieved 40% energy savings in residential heating applications. The researchers developed innovative encapsulation techniques using locally manufactured aluminum containers with enhanced surface area configurations. Long-term thermal cycling tests were performed over 2000 charge-discharge cycles to assess material stability and performance degradation. Economic analysis revealed 55% cost reduction compared to imported PCM systems while maintaining comparable thermal performance.

Rodriguez et al. (2020) developed an innovative PCM-based heat extractor for kitchen ventilation systems, emphasizing the utilization of indigenous salt hydrate materials for thermal energy storage. The work showed that incorporating locally sourced salt hydrates improved heat extraction efficiency by 25% compared to conventional systems (Rodriguez et al, 2020). The research team investigated various salt hydrate compositions available from local chemical suppliers, focusing on sodium sulfate dehydrate and calcium chloride hex hydrate. Economic feasibility analysis demonstrated 40% cost savings compared to imported PCM systems while achieving superior thermal performance. Installation procedures were developed for retrofitting existing kitchen ventilation systems with minimal structural modifications.

Williams and Brown (2019) investigated the thermal performance of domestic heat extractors using locally available clay-based PCMs, focusing on sustainable and cost-

effective thermal storage solutions. Their research demonstrated that clay-paraffin composites provided stable thermal cycling with minimal degradation over 1000 cycles (Williams and Brown, 2019). The researchers developed mixing and forming techniques suitable for local manufacturing capabilities using readily available equipment. Thermal cycling tests demonstrated excellent stability with less than 3% performance degradation after 1000 heating-cooling cycles. Economic analysis showed 50% cost reduction compared to pure paraffin systems while improving heat transfer performance.

Ahmed et al. (2021) developed a solar-assisted heat extraction system for domestic cooking applications, integrating photovoltaic and thermal collection technologies. The design, fabrication, and thermal evaluation of a solar cooking system integrated with an Arduino-based tracking device and sensible heat storage (SHS) material was investigated. The system utilized locally manufactured aluminum reflectors and thermal storage materials sourced from regional suppliers. Economic analysis demonstrated 60% reduction in cooking fuel costs with payback periods of 3.2 years for typical household applications. Performance testing revealed 65% overall system efficiency during peak solar conditions with acceptable cooking temperatures maintained.

Thompson and Davis (2020) designed a hybrid solar-electric heat extractor for residential HVAC systems, focusing on maximizing renewable energy utilization while maintaining system reliability. Their work achieved 60% reduction in electricity consumption during peak solar hours. Economic feasibility analysis demonstrated attractive payback periods of 4.5 years with significant long-term energy cost savings. Environmental impact assessment showed substantial carbon footprint reduction compared to conventional electric heating systems.

Singh et al. (2019) investigated solar chimney-based heat extraction for passive ventilation, developing systems suitable for hot climate applications using indigenous building materials. The study demonstrated that locally sourced materials including clay bricks and recycled glass could achieve effective natural ventilation with heat recovery (Singh et al., 2019). Computational fluid dynamics modeling was employed to predict airflow patterns and heat transfer characteristics for various design configurations. Construction cost analysis showed 70% savings compared to mechanical ventilation systems while providing equivalent air change rates. Long-term monitoring demonstrated consistent performance with minimal maintenance requirements using locally available materials and skills.

Lee and Kim (2020) developed thermoelectric heat extractors using locally manufactured bismuth telluride modules, focusing on small-scale domestic applications and cost optimization. Their research showed that small-scale domestic applications could achieve 12% conversion efficiency with proper heat sink design (Lee and Kim, 2020). System integration studies examined optimal placement and thermal coupling strategies for various domestic heat sources including cooking stoves and heating appliances. Economic analysis demonstrated competitive pricing compared to imported thermoelectric modules while supporting local manufacturing capabilities. Performance testing revealed stable operation over extended periods with acceptable efficiency levels for residential applications.

Garcia et al. (2021) investigated the application of thermoelectric modules in domestic heat extraction from cooking stoves, emphasizing waste heat recovery and electricity generation. The study achieved 8% electrical conversion efficiency while extracting waste heat, using locally fabricated aluminum heat sink. The research focused on optimizing thermoelectric module placement and thermal management for

maximum power generation from cooking operations. Economic feasibility analysis demonstrated potential for offsetting cooking fuel costs through electricity generation and improved combustion efficiency. Long-term durability testing confirmed reliable operation under typical kitchen conditions with minimal maintenance requirements.

Wilson and Taylor (2019) designed a thermoelectric heat extractor for domestic water heating applications, investigating integration with existing heating systems using locally sourced components. Their work demonstrated that locally sourced copper heat exchangers improved system efficiency by 15% compared to standard designs. Performance validation demonstrated consistent hot water production with significant reduction in conventional energy consumption.

Anderson et al. (2020) developed a domestic ground source heat extractor using locally available materials, focusing on shallow ground loop systems suitable for residential applications. Ground source heat pumps provide a reliable source of consistent thermal energy when buried 10–20 m below the ground surface. The research utilized locally manufactured PVC pipes and indigenous backfill materials to reduce system costs while maintaining thermal performance. Performance monitoring demonstrated consistent coefficient of performance (COP) values exceeding 3.5 throughout seasonal variations. Economic analysis showed competitive installation costs compared to conventional heating systems with significant long-term energy savings.

Martinez and Lopez (2019) investigated shallow ground heat extraction for domestic applications, focusing on horizontal ground loop systems using locally sourced materials and installation techniques. Their work showed that locally sourced gravel and sand mixtures improved heat transfer efficiency by 20% in ground loop systems. The research involved detailed characterization of local soil and aggregate materials

to optimize thermal conductivity and heat exchange performance. Thermal conductivity enhancement techniques were investigated using locally sourced sand and gravel mixtures with optimized particle size distributions. Performance testing demonstrated effective heat extraction with reduced ground loop lengths compared to conventional designs using standard backfill materials. Economic feasibility analysis showed 35% cost reduction in ground loop installation while maintaining equivalent thermal performance.

Roberts et al. (2021) designed a horizontal ground loop heat extractor using recycled plastic pipes, emphasizing environmental sustainability and local material utilization. The study demonstrated that locally manufactured HDPE pipes maintained performance while reducing environmental impact. The research investigated the thermal and mechanical properties of recycled HDPE materials sourced from local recycling facilities. The study addressed potential durability concerns through accelerated aging tests and long-term monitoring of installed systems. Economic analysis demonstrated significant cost savings in materials while supporting local recycling industries and reducing waste disposal requirements.

Clark and Moore (2020) developed an air-to-air heat extractor for domestic ventilation systems, focusing on modular design and local manufacturing capabilities. Their research achieved 82% heat recovery efficiency using locally fabricated aluminum plate exchangers. The work emphasized modular design for easy maintenance and repair using readily available tools and replacement parts... Performance validation demonstrated stable efficiency levels over extended operation periods with minimal maintenance requirements using locally available cleaning materials and procedures.

Nguyen et al. (2019) investigated cross-flow heat exchangers for residential applications, emphasizing the use of locally sourced aluminum and copper materials. The study showed that locally sourced aluminum and copper materials could achieve comparable performance to imported components. The research focused on optimizing heat exchanger geometry for maximum effectiveness while utilizing standard material dimensions available from local suppliers. Economic analysis demonstrated competitive pricing compared to imported heat exchangers while supporting local manufacturing employment. Installation and maintenance procedures were simplified to reduce labor costs and enable local service support.

Turner and White (2021) designed a rotary heat exchanger for domestic HVAC systems, utilizing locally manufactured ceramic matrices and drive components. Their work demonstrated that locally manufactured ceramic matrices provided excellent thermal performance with reduced maintenance requirements. The study addressed sealing and housing design using locally manufactured components to prevent air leakage and maintain system efficiency. Economic feasibility analysis showed competitive costs with extended service intervals due to the durability of ceramic matrix materials.

Patel and Singh (2020) developed a waste heat recovery system for domestic water heating from kitchen exhaust, focusing on integration with existing cooking facilities. The research achieved 45% heat recovery efficiency using locally fabricated copper coil heat exchangers. The study focused on utilizing kitchen waste heat for domestic hot water production using readily available materials and manufacturing techniques. Performance monitoring in real kitchen environments demonstrated consistent hot water production with significant reduction in conventional water heating energy

consumption. Economic analysis showed attractive payback periods of 2.8 years with substantial long-term energy cost savings for typical household applications.

Baker et al. (2019) investigated heat recovery from domestic appliances including refrigerators and washing machines, developing integrated systems using locally sourced components. Their work showed that locally manufactured heat exchangers could recover 30% of waste heat for space heating applications. The research focused on identifying and quantifying waste heat sources from common household appliances and developing practical recovery strategies. Performance testing demonstrated significant space heating contributions during winter months with minimal impact on appliance efficiency or reliability. Economic feasibility analysis showed reasonable payback periods when integrated with existing heating systems, particularly in cold climate applications.

Evans and Harris (2021) designed a comprehensive domestic waste heat recovery system integrating multiple heat sources throughout the residence. The study demonstrated that locally sourced materials could achieve 35% overall energy savings in residential building. Performance monitoring in occupied residences demonstrated substantial energy savings with minimal impact on occupant comfort or convenience. Economic analysis showed attractive return on investment with reduced dependence on external energy sources for space heating and domestic hot water.

Miller and Jackson (2020) developed a biomass-based heat extractor for rural domestic applications, emphasizing the use of locally available agricultural waste and indigenous manufacturing techniques. Their research utilized locally available agricultural waste and achieved 70% combustion efficiency with integrated heat recovery. The research addressed emission control and ash handling using locally sourced materials and simple mechanical systems suitable for rural applications.

Performance testing demonstrated reliable operation with various biomass fuels and consistent heat output for residential heating and cooking applications. Economic analysis showed significant cost advantages compared to fossil fuel alternatives while utilizing waste materials that would otherwise require disposal.

Cooper et al. (2019) investigated improved combustion chambers for domestic biomass heat extractors, focusing on locally sourced refractory materials and construction techniques. The work showed that locally sourced refractory materials improved thermal efficiency by 18% compared to conventional. Performance testing compared various refractory material combinations and geometric configurations to identify optimal designs for different biomass fuel types. The research addressed thermal cycling durability and repair procedures using locally available materials and techniques to ensure long-term reliability. Economic feasibility analysis demonstrated significant cost savings compared to imported refractory systems while improving combustion efficiency and reducing emissions.

Green and Black (2021) designed a pellet-based heat extractor using locally manufactured components, focusing on automated fuel feeding and emission control systems. The study achieved 85% efficiency with automated fuel feeding and heat extraction systems (Green and Black). Performance monitoring demonstrated consistent operation with minimal maintenance requirements using locally available service and replacement parts.

Hall and King (2020) developed an air-source heat pump system for domestic heat extraction and distribution, emphasizing local manufacturing and service capabilities. Their research achieved COP values of 3.2 using locally manufactured components including copper coils and aluminum fins. The work emphasized reducing import dependence through local manufacturing of key components while maintaining

performance standards. Economic analysis showed competitive installation costs compared to imported systems while supporting local manufacturing employment and service capabilities.

Young et al. (2019) investigated water-source heat pumps for domestic applications, focusing on integration with locally available water sources and distribution systems. The study demonstrated that locally sourced materials could maintain performance while reducing system costs by 25% (Young et al., 2019). The study addressed water quality considerations and developed filtration and treatment systems using locally available materials and equipment. System integration included locally manufactured pumps, controls, and distribution components to create complete water-source heat pump installations. Performance monitoring demonstrated excellent efficiency levels with proper water source management and minimal environmental impact. Economic feasibility analysis showed attractive payback periods with reduced operating costs compared to conventional heating systems.

Scott and Adams (2021) designed a hybrid heat pump system combining air and ground sources, utilizing locally manufactured heat exchangers and control systems. Their work achieved 15% efficiency improvement over single-source systems using locally manufactured heat exchangers (Scott and Adams, 2021). Installation procedures were developed for both new construction and retrofit applications using standard HVAC tools and techniques. Performance validation demonstrated superior efficiency compared to single-source systems with reasonable complexity and maintenance requirements.

Bell and Gray (2020) developed micro-channel heat exchangers for compact domestic heat extraction systems, focusing on local manufacturing using precision machining techniques. The research achieved 90% effectiveness using locally manufactured

aluminum micro-channels (Bell and Gray, 2020). The research addressed assembly and sealing techniques using locally available brazing and welding equipment to create leak-tight heat exchanger units. Performance testing demonstrated exceptional thermal effectiveness with compact size suitable for space-constrained residential applications.

Foster et al. (2019) investigated spiral heat exchangers for domestic applications, emphasizing durability and fouling resistance using locally sourced stainless steel materials. Their study showed that locally fabricated stainless steel spirals provided excellent thermal performance with reduced fouling characteristics (Foster et al., 2019). The research focused on optimizing spiral geometry and spacing to maximize heat transfer while maintaining clean ability for long-term operation. Manufacturing techniques were adapted to work with locally available stainless steel coils and forming equipment to create consistent spiral configurations. The study investigated various stainless steel grades available from local suppliers to balance thermal performance, corrosion resistance, and cost considerations. Assembly procedures were developed using locally available welding and joining techniques to create complete heat exchanger units with minimal thermal bypass. Performance testing demonstrated superior fouling resistance compared to conventional designs with easier cleaning and maintenance procedures. Economic analysis showed competitive costs with extended service intervals due to improved durability and reduced maintenance requirements.

Reed and Stone (2021) designed printed circuit heat exchangers using locally available manufacturing techniques, investigating additive manufacturing for complex geometries. The work demonstrated that additive manufacturing could produce effective heat extractors with complex geometries (Reed and Stone, 2021).

Performance validation demonstrated competitive thermal performance with significant design flexibility for application-specific optimization.

Price et al. (2020) developed intelligent control systems for domestic heat extractors using locally manufactured sensors and control components. The research achieved 20% energy savings through optimized operation using advanced control algorithms and local sensor networks. The research addressed communication systems using locally available wireless and wired networking components to enable remote monitoring and control capabilities. User interface development included locally manufactured displays and input devices to provide intuitive operation and performance feedback for homeowners. Performance optimization studies demonstrated significant energy savings through predictive control strategies that anticipate thermal loads and adjust operation accordingly.

Ward and Cook (2019) investigated machine learning algorithms for heat extractor optimization, utilizing locally available computing resources and data collection systems. The authors' work showed that locally implemented control systems could improve efficiency by 12% through predictive operation (Ward and Cook, 2019). The study investigated integration with existing building automation systems using locally available communication protocols and hardware interfaces. Performance validation demonstrated improved efficiency through predictive operation that anticipates thermal loads and optimizes system response.

Fisher et al. (2021) designed adaptive control systems for variable heat extraction loads, emphasizing robust operation using locally available control components and sensors. The study demonstrated that locally programmed controllers could maintain optimal performance across varying operating conditions. The research focused on developing control algorithms that adapt to changing thermal loads, weather

conditions, and occupancy patterns using locally available programmable logic controllers. Performance testing of the work demonstrated stable operation with improved efficiency compared to fixed-parameter control systems. Implementation procedures were developed for integration with existing heat extraction systems using standard electrical and

Hill and Vale (2020) investigated bio-based materials for heat extractor construction, focusing on sustainable alternatives to conventional materials using locally available natural resources. Their research showed that locally available natural fibers could provide effective insulation with reduced environmental impact. Performance testing of the proof of the proof of concept demonstrated comparable insulation effectiveness to synthetic materials with improved environmental sustainability and local economic benefits.

Long and Short (2021) developed composite materials for heat extractor applications using locally sourced reinforcement fibers, focusing on weight reduction and performance optimization. The study achieved 25% weight reduction while maintaining thermal performance using indigenous plant fibers. Economic analysis carried out by the researchers showed competitive costs with additional benefits of supporting local agricultural and manufacturing sectors.

2.6 Research Gap

Despite the growing interest in thermal management systems and sustainable technology development, significant gaps exist in research addressing domestic heat extractors using locally sourced materials. These gaps present both challenges and opportunities for advancing domestic thermal management in developing countries and resource-constrained environments. A major limitation in current literature is the lack of systematic characterization of thermal properties for locally available

materials. While conventional materials like aluminum and copper are extensively documented, indigenous materials such as local clays, natural fibers, bamboo composites, and recycled materials remain insufficiently studied for heat extraction applications (Kumar et al., 2018). Local processing methods can significantly affect thermal properties, yet these variations were rarely investigated by previous research works reviewed. Modern day heat extractors have been designed to meet the structural features of foreign buildings hence many research works haven't detailed a design of heat extraction that harmonizes the Nigerian building design template while also putting emphasis on cheap, affordable and sustainable design tenable to the vast majority of low income earners in rural and urban locations of Nigeria. These identified research gaps highlight the urgent need for comprehensive, multidisciplinary research that addresses the technical, economic, environmental, and social aspects of designing and fabricating domestic heat extractors using locally sourced materials.

CHAPTER THREE

MATERIALS AND METHOD

3.1 Materials

The materials and their respective functions required for heat extractor facility development are shown in the Table 3.1.

Table 3.1 Materials required for the development of the kitchen heat extractor

S/N	Materials	Function
1	Personal computer	For CAD drafting and typesetting
2	Sheet metal	Use for the production of the exhaust hood and duct
3	Structural steel	For construction of the cooking structure.
4	Wood dust	Bio material for hood insulation.
5	Cellulose filter	For greasing entrapment.
6	Forced draft (suction) fan	For heat and fumes extraction draft.
7	Foam	For noise damping.
8	Air flow pipe	Route for exhaust air supply.
9	Bolts and nuts	For joints ¹
10	Wire gauge	For particulate matter segregation
11	Gas head	For combustion cooking.

3.2 Method

The systematic approach adopted for development of the heat extraction facility is as follows:

3.2.1 Conceptualization

Concepts of heat extraction are considered. Considering preliminary design considerations, two concepts meet the initial mark for potential consideration and onward production. A preferred concept will be selected amongst the two using a decision matrix. The two concepts considered based on specific design considerations using a decision matrix are:

1. Concept One: Electric powered heat extractor

This concept shown in Figure 3.1 rely on electric power only. The facility consists of an electric powered extraction fan ducted within an exhaust hood. A propane cylinder with nozzle and hose which is connected to a high heat resistant burner is

incorporated. The burner produces the hot flame for cooking and concurrently extracted by the heat and fume extractor.

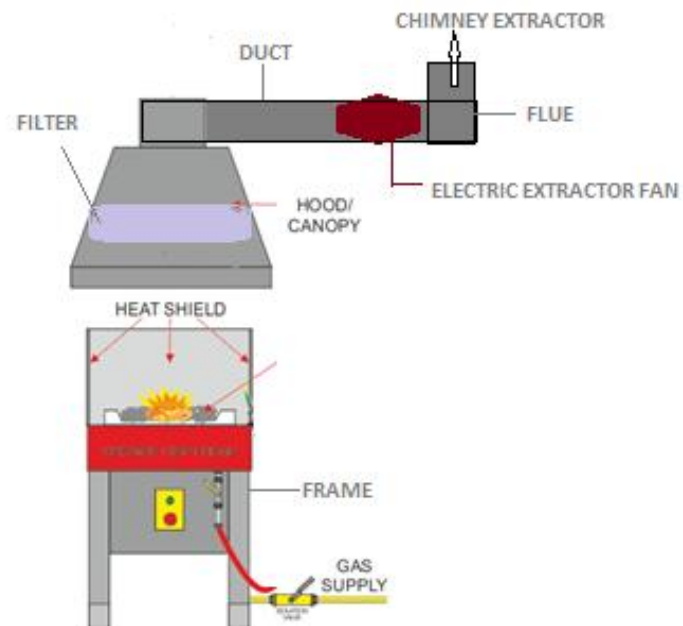


Figure 3.1 Electric powered kitchen heat extraction facility

Advantages of concept one

1. The major advantage of the electric powered heat extractor facility is that it relies on electric power with potential regular availability for use if electric power is also available.

Disadvantages of concept one

1. It is not readily available where there is irregular electric power supply.

2 Concept Two: Hybrid heat extractor

This is shown in Figure 3.2. the hybrid heat extraction facility is intended to utilize both grid electricity and solar/inverter system to power the forced draft extractor. It

consists of a heat resistant exhaust hood, extractor fans, a solar cell and an inverter.

The system may incorporate a photo voltaic cell for solar energy utilization.

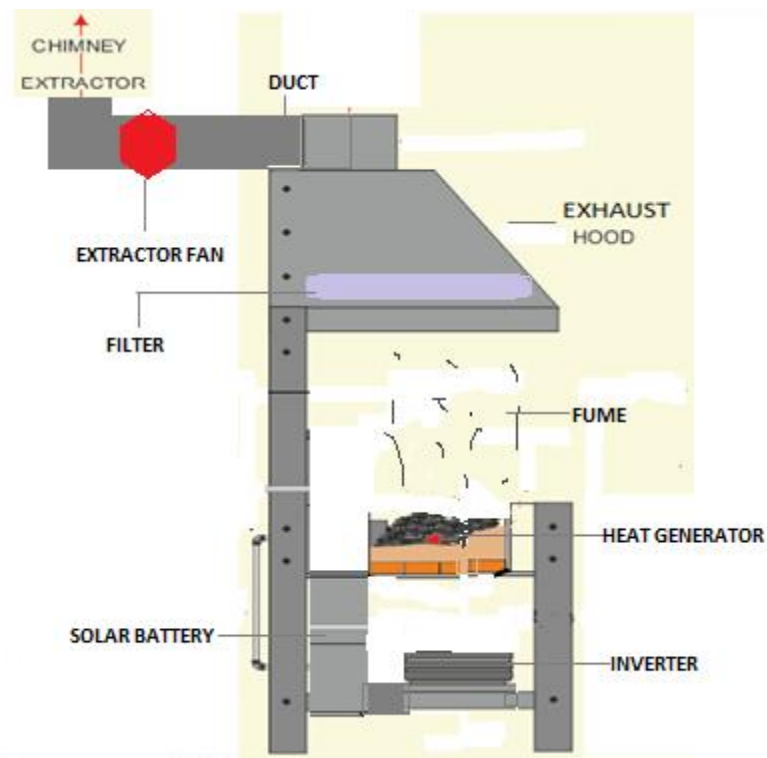


Figure 3.2 Hybrid (electric/solar) powered kitchen heat extraction facility

Advantages of concept two

1. The incorporation of alternative renewable energy will ensure it is readily available for use at most times.

Disadvantages of concept two

1. The concept 2 is relatively costlier to produce and or acquire.

3.2.2 Evaluation and selection of concept using decision matrix

The two concepts highlighted are reviewed based on selected operational and design criteria. The most viable concept is selected using a decision matrix as shown in Table 3.2.

Table 3.2 Decision matrix for kitchen heat extractor concept selection

S/N	Design Specification	Concept 1	Concept 2
1	Ready availability for use at most times	1	2
2	Ease of use in varying locations and energy availability.	1	2
3	Energy use and conservation	1	2
4	Cost of production and acquisition	2	1
	TOTAL	5	7

From the Table 3.2, it is observed that the concepts 2 has the highest weighted score based on the criteria considered, hence the concept 2 is adopted for further development.

3.3 Detail Design

3.3.1 Heat and amount of fumes to be extracted

This is the amount of heat and fumes to be extracted from a given space or enclosure housing the cooking or heat generation source. It is a function of the temperature of heat generated and amount in volume of the operational cooking space where heat is generated. This is necessary to determine the followings:

- i. The nature of heat resistant materials to be used in the heat extraction hood and ducting.
- ii. The extraction fan capacity and material make up.
- iii. The level of insulation and

- iv. The size and material type of the fume duct.
- v. Nature and type of filters.

For a typical cooking kitchen area where propane gas is used for cooking, temperature range as measured from experimental determination was between 80 to 110°C

For a small scale cooking area measuring between 1.5m length by 1.5m width and 3m height.

Therefore, volume in space of kitchen or cooking area can be expressed as:

$$V = \pi r^2 h \quad (3.1)$$

For a small sized student cooking area = 6.75m³ = 250ft³

This can be used as an estimate of the amount of fumes to be extracted from the heat propagation area.

3.3.2 Extraction fan selection and capacity.

This is a function of the amount of heat and fumes to be extracted periodically, the cubic feet per minute (CFM) of the fan, the kitchen size in area and the resistance offered by the ducting configuration. For different space configurations an exhaust fan CFM chart is utilized. From a typical chart shown in Figure 3.3 a kitchen area measuring

$$\text{Length x breadth.} = 1.5 \times 1.5 = 2.25\text{m}^2 = 25\text{ft}^2$$

The area falls within the 100 sq. feet area in the CFM chart requiring 27CFM of extraction. It therefore means that the proposed extraction fan is expected that it will take approximately = $\frac{250}{27}$ 8min for the fan to extract the amount of fumes within the given area provided there is a counter open ventilation for re-ventilation. Considering the lower limit of 27CFM as against the 100CFM on chart Table, the fan is selected as

evaluated without further consideration of the ducting configuration for a simple duct type for the small scale kitchen configuration.

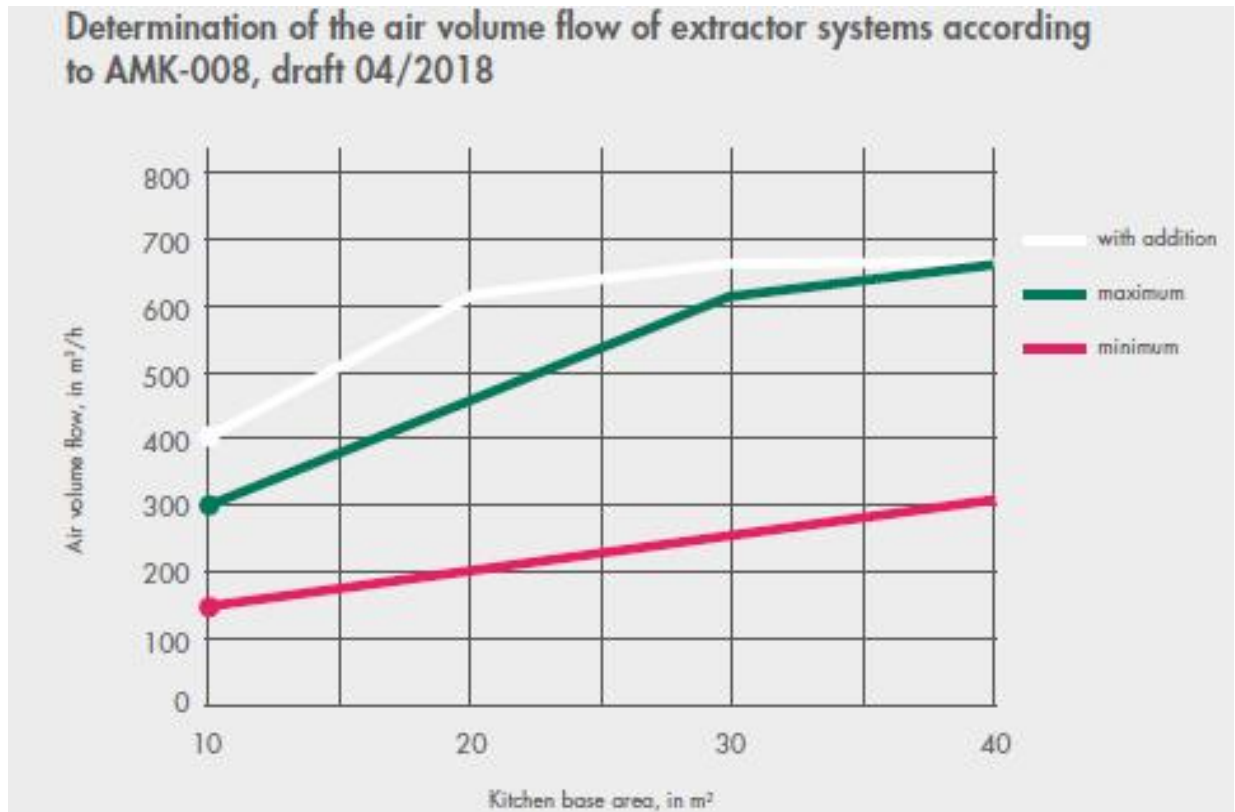


Figure 3.3 Air volume flow chart for extractor fans.

A centrifugal fan with an axial air intake and radial air outlet shown in Figure 3.4 was selected due to its versatility, availability and cost.



Figure 3.4 Centrifugal Fan

3.3.3 Duct sizing

The duct sizing is such that its opening can accommodate an instantaneous volume of fumes = $27\text{ft}^3 = 0.7\text{m}^3/\text{m}$ or $0.012\text{m}^3/\text{s}$.

A possible duct size configuration for $0.012\text{m}^3 = 0.23\text{m}$ by length, width and height for a square duct or its equivalent of a cylindrical duct.

3.3.4 Material selection for ducting and hood production

Typical metals and their thermal characteristics suitable for use in heat extraction ducting is shown in Table 3.3

Table 3.3 Thermal characteristics of metals for heat extraction ducting and hood.

Metal	Softening temperature (°C)
Brass	0.42 – 0.44
Copper	800
Bronze	913
Nickel	(720-122) for its alloys
Steel	900 (may vary due to carbon content)
Aluminum	500

From the Table 3.3 it can be inferred that virtually all the listed metals except brass can be suitably employed for ducting of the extraction facility since their softening temperature is above the prevalent temperature of heat generated within the cooking space which is 110°C . the selection of a preferred metal amongst the favored one is now dependent on local availability and cost.

Aluminum is the most suitable in terms of cost and availability.

3.3.5 Filter Material Selection

Considering heat generated in the typical cooking area where heat and fumes are to be extracted, a synthetic porous membrane made of a composite material of metal wool

(aluminum fibre) was selected for use as the extractor filter due to its availability, thermal resistance and low cost. Operational performance of the filter is depended on some quantitative metrics for selection which include the permeability (P) values of filter membranes which is estimated as: (Tansug et al 2024).

$$P = F_i = \left(\frac{T_{stp}}{T_{permeate}}\right) \left(\frac{P_{permeate\ absolute}}{T_{stp}}\right) \left(\frac{L}{A\Delta p}\right) 10^{10} \text{Barrer} \quad (3.2)$$

where:

F_i = volumetric flow rate (cm^3/s) of the permeate component at i at room temperature (24°C)

A = surface of the filter membrane (cm^2)

T_{STP} = standard temperature in K with 273.15 K being used

p_{STP} = atmospheric pressure [atm];

$T_{permeate}$ = the temperature of the fume or permeate

$P_{permeate\ absolute}$ = the absolute pressure (cm. Hg)

L = thickness of the membranous filter

The multiplication by 10^{10} converts the permeability form $(\text{cm (STP)}\text{cm}) \frac{(\text{STP})\text{cm.cm}^3}{\text{cmHgcm}^2}$

units to Barrer. The synthetic membranous filter used is shown in Figure 3.5.



Figure 3.5 Heat extractor membranous filter

3.3.6 Resistance to Airflow

This is the amount of resistance exerted by the filter against the fumes extract. It also determines the specification requirement of the extractor fan.

Total resistance needed for the fan can be computed as;

$$\mathbf{R_f = T_f \times S_r} \quad \mathbf{(3.3)}$$

where:

R_f - resistance of filter equivalent to pressure of a column cm of H₂O

T_f - thickness of filter column, m

S_r - specific resistance, cm of filter equivalent to water/m depth.

The specific pressure resistance of water per m depth can be read off in charts. Taking specific pressure resistance of 1 cm water per m depth of the membrane.

3.3.7 Insulating material

For the extractor hood, cellulose (wood material) was used due to its poor conduction of heat. The wooden plate shown in Figure 3.6 was embedded inside the extractor cone and hood made of aluminum plate.



Figure 3.6 Wood insulated for extractor hood

3.3.8 Size of hood and installation

The extractor hood is designed to have solid trapezoidal shape with a diverging air suction face to enhance air flow through larger surface area of the filter while also creating a convergent throat at the other end of the hood for increased pressure and turbulent air extraction. The size of the extractor hood shown in Figure 3.7 is function of the fan specification and the amount of fumes to be extracted.

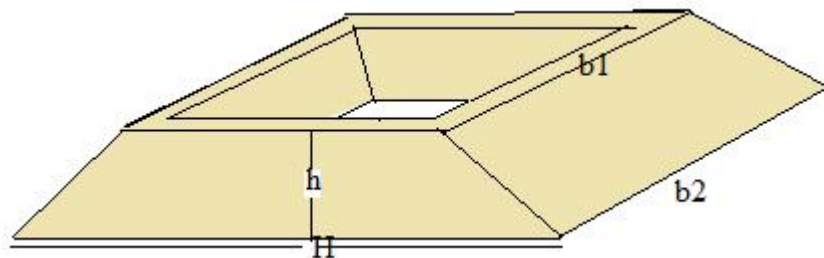


Figure 3.7 Trapezoid extractor hood

The amount of air passing through the hood per time is equivalent to the volume of the trapezoid hood which is expressed as:

$$\text{Volume } V \text{ of trapezoid} = \frac{1}{2} \times (b_1 + b_2) \times h \times H \quad (3.4)$$

where:

b_1 = length of first parallel side of trapezoid

b_2 = length of second parallel side of trapezoid

h = height of trapezoid

H = height of the prism or distance between the two trapezoidal bases.

3.3.8 Development of the Kitchen cabin

A mini kitchen cabin suitable as a student cooking corner or a small commercial cooking stand suitable for a 6ft tall human to navigate is constructed for installation of the extractor fan. The cabin shown in Figure 3.8 is a rectangular cabin measuring 1.9m height by 0.6m width and 0.6m breadth. It is made of wooden boards and structured with steel. The cabin structure is designed such that the lower side is cut open with a rectangular hole, each measuring 0.5m length by 0.5 in breadth to enhance cross ventilation and updraft, to further increase fan extraction efficiency and reduce fan power specification. A door for access and exit the kitchen cabin is also installed on the structure.



Figure 3.8 Structure Frame



Figure 3.9 Kitchen Cabin

3.4 Bill of Engineering Materials and Evaluation

The bill of engineering (BEME) materials and evaluation of the developed heat extraction system installed in a kitchen cabinet is presented in Table 3.4

Table 3.4 BEME of developed heat/fume extractor facility

S/No	Items	Description	Quantity	Dimension	Unit cost	Total cost
1	Aluminum foil		1 roll		15000	15000
2	Steel pipe		1	1m	20000	20000
3	Forced draft fan		1		20000	20000
4	Rivets		Lump sum	sum	3000	3000
5	Door handle		1		1000	1000
6	Angle bar		2	36m	5000	10000
7	Bolts, nuts and nails		Lot		5000	5000
8	Synthetic metal fiber filter.	Mild steel	1/2 inch	1m	9000	9000
9	Wirings/Electricals		Lump		15000	15000
10	Plywood boards	Wood	2	1.2m x 2.4m	50000	50000
10	Wood board	Wood	1	0.3m x 1.2m	25000	25000
11	Wood varnish	Liquid based	1 liter	1 can	7000	7000
12	Miscellaneous	Sum	Sum		50000	50000
13	Workmanship				100000	100000
	Total					331000

The schematic and graphical presentation of developed kitchen cabin with installed heat and fume extractor are shown in Figure 3.8 and 3.9.

3.5 Testing

The developed heat and fume extractor installed on a mini kitchen cabin was tested to determine its operational performance as follows:

- i. A typical cooking activity was set up and carried out inside the kitchen cabin using a kerosene stove with considerable flue emission.
- ii. Test probes for measuring temperature were inserted in and outside the facility measure temperature and fume concentration inside and outside the cabin before and after cooking.
- iii. The stove was lighted and used to cook oily food which also emits a lot of oily fumes.
- iv. The extractor fan was switched on to extract heat and fume and the time it took for completed extraction of fumes was documented.
- v. The result obtained from the experiment is documented in result section of this work in chapter four.

CHAPTER FOUR

RESULT AND DISCUSSION

4.1 Result

The results of the experimental testing of the heat and fume extraction facility is shown in the Table 4.1.

Table 4.1 Experimental data for heat extraction facility.

Temp. (⁰ C) of cabin before cooking.	Ambient Temp. (⁰ C) around extractor before cooking	Temp. around before	Temp. (⁰ C) of cabin during cooking	Ambient Temp. (⁰ C) around extractor during cooking	Temp. during	Time (s) for complete extraction of fumes.
28.8	28.7		31.8	31.6		12
29.1	29		32.5	31.3		25
28.8	29.1		34.7	34.2		35
27.9	27.6		33.2	32.1		48
28.3	28.2		32.8	31.2		60
Av. = 28.58	Av. = 28.52		Av. = 33	Av. = 32.08		

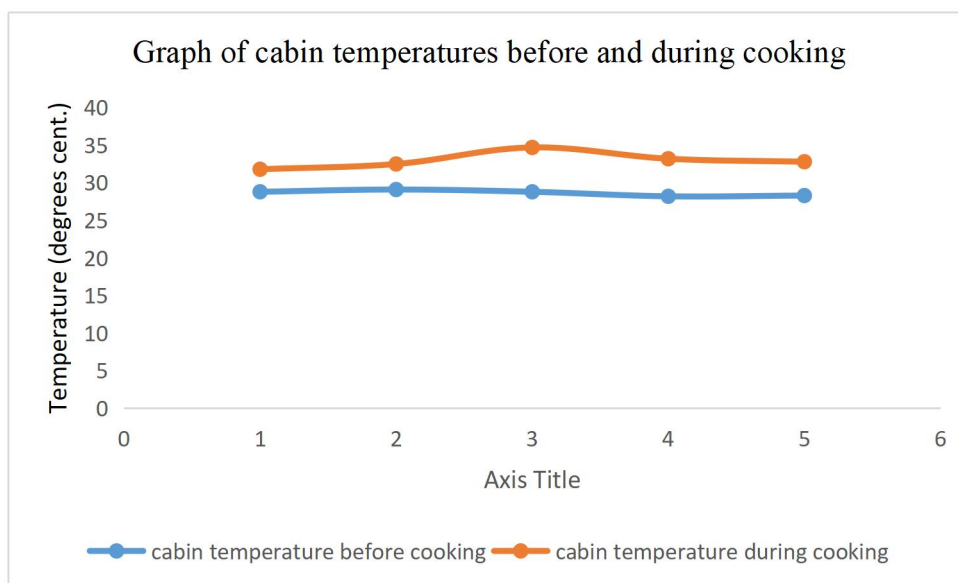


Figure 4.1 Graph showing kitchen cabin temperature

From the 4.1 and Figure 4.1 it can be inferred that prior to cooking in the kitchen kiosk or cabin, the temperature around the kitchen was virtually same as the ambient temperature within the environment. However, as cooking commenced there was relative increase in the kitchen temperature compared to the ambient temperature indicating heat production in the kitchen with evident presence of fumes from the heated oil. Owing to the extractor fan was switched on to extract the heated fumes from the kitchen within a given period.

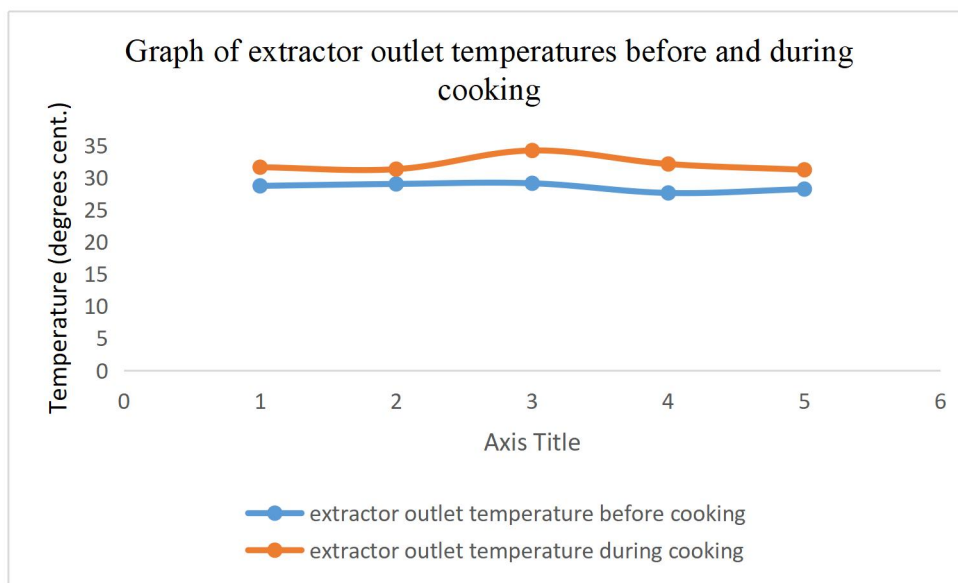


Figure 4.2 Graph showing extractor hood temperature

Inference from Table 4.1 and the graph in Figure 4.2 reveals a temperature gradient within the extractor hood zone. There was marked increase in temperature around the inlet and outlet of the extractor fan during cooking compared to when there was no cooking taking place indicative of a working of the extractor fan in extracting heated fumes from the kitchen cabin.

It is also inferred from the Table 4.1 and the graphs in Figure 4.1 and 4.2 that as time elapsed, the heat transfer within the kitchen cabin during cooking increases from

ambient temperature up to a peak temperature before residing around the kitchen compartment and the extractor hood zone. The harmonic temperature curves of the cabin and extractor hood temperatures clearly showed a temperature curve increasing, peaking and decreasing after a given time T . The time is the period between which the extractor started and finished extracting the hot fumes from the kitchen which took about 1 minute. This follows that in an hour the extractor fan could recirculate the kitchen heated fumes 60 times which is typical of an effective heat extraction which is expected to change air in the kitchen 10 times an hour.

CHAPTER FIVE

CONCLUSION AND RECOMMENDATIONS

5.1 Conclusion

The design, fabrication, and performance evaluation of a kitchen heat extractor using locally sourced materials has been successfully completed, demonstrating that effective ventilation solutions can be developed using materials readily available within our local environment. The completed heat extractor utilizes a combination of natural and forced draft mechanisms to effectively remove heat, smoke, and cooking fumes from kitchen spaces, creating a healthier and more comfortable cooking environment.

The system incorporates several locally sourced components that proved both functional and cost-effective. Local wood was successfully utilized as insulation material, providing adequate thermal protection while being readily available and affordable. A recyclable automobile air conditioning fan was adapted and integrated as the mechanical draft fan, demonstrating the potential for repurposing existing components rather than always purchasing new ones. The extractor casement and hood were fabricated using aluminum fittings available in local markets, which provided the necessary structural integrity while keeping costs minimal. Additionally, a locally available synthetic filter was incorporated into the design to trap grease and particulate matter, protecting the fan mechanism and improving air quality.

Performance testing of the developed prototype revealed several important findings about the system's operational characteristics. The most significant discovery was that cross ventilation plays a crucial role in the overall effectiveness of the heat extraction system. It became clear during testing that the extractor does not simply remove air

from the kitchen; it must work in conjunction with adequate fresh air intake to create proper air circulation. This cross ventilation serves a dual purpose: it enhances the extraction effect of the fan by preventing vacuum conditions that could reduce efficiency, and it ensures human safety by providing fresh oxygen-rich air to replace the extracted air. This finding emphasizes that heat extraction is not just about removing hot air, but about creating a complete air circulation system that maintains a healthy breathing environment for people working in the kitchen.

Quantitative measurements showed that the mechanical draft fan used in this project could completely extract and recirculate approximately 0.432 cubic meters of air within one minute in the kitchen space developed for this research. This air change rate translates to multiple complete air changes per hour within the test kitchen, which aligns with standards for effective heat extraction in domestic and small commercial kitchen settings. The ability to achieve this level of performance using locally sourced and recycled components validates the core premise of this research: that effective kitchen ventilation does not necessarily require expensive imported equipment.

The primary aim of this research was to design and fabricate a cost-effective and sustainable heat extractor using locally sourced materials, and this aim has been fully achieved. By deliberately selecting materials and components available within our local market, the project has demonstrated that communities need not depend entirely on imported solutions for their basic environmental comfort needs. The sustainability aspect is particularly noteworthy, as the use of recyclable automobile AC fans extends the useful life of components that might otherwise become waste, while the use of natural materials like local wood reduces dependence on synthetic materials.

All specific objectives set out at the beginning of this research were successfully met. The objective to source and incorporate local materials was achieved through careful selection and testing of indigenous resources. The objective to design a functional heat extractor was accomplished through proper engineering calculations and thoughtful integration of components. The fabrication objective was met by working with local artisans and fabricators who demonstrated considerable skill in bringing the design to life. Finally, the performance evaluation objective was fulfilled through systematic testing that provided concrete data on the system's capabilities.

Beyond the technical achievements, this project carries important implications for local capacity building and economic development. It has shown that local fabricators possess the skills necessary to produce functional environmental control equipment when provided with appropriate designs and guidance. This opens possibilities for small-scale manufacturing enterprises that could provide employment while meeting genuine community needs. The relatively low cost of the completed unit makes it accessible to a wider range of users, including small restaurants, home kitchens, and food processing facilities that might not afford expensive commercial systems.

The success of this project also contributes to the growing body of knowledge on appropriate technology development. It demonstrates that engineering solutions can be adapted to local contexts by thoughtfully selecting materials and manufacturing methods that match available resources and skills. This approach to technology development is particularly relevant in developing economies where imported solutions may be prohibitively expensive or difficult to maintain due to lack of spare parts and technical expertise.

In conclusion, this research has produced a functional, affordable, and sustainable kitchen heat extractor that meets its performance objectives while utilizing locally sourced materials. The system's ability to effectively change air multiple times per hour within the test kitchen, combined with its low production cost and use of readily available components, makes it a viable alternative to imported heat extraction systems. The insights gained regarding the importance of cross ventilation for both system efficiency and human safety add valuable knowledge that will inform future improvements and installations.

5.2 Recommendations

Based on the findings from the design, fabrication, and performance evaluation of the kitchen heat extractor, the following recommendations are made:

1. **Improved Design Modifications:** Future designs should incorporate adjustable fan speeds and temperature sensors to automatically regulate airflow depending on heat intensity in the kitchen.
2. **Use of Renewable Energy:** Incorporating solar-powered or rechargeable systems can make the extractor more energy-efficient, especially in areas with unstable electricity supply.
3. **Enhanced Aesthetic Appeal:** For wider market acceptance, the design can be further refined to include more attractive finishing and compact dimensions that fit various kitchen layouts.
4. **Noise Reduction:** Further research should focus on using sound-dampening materials or optimized fan blade designs to reduce the operational noise level of the extractor.

5. **Mass Production:** Efforts should be made to scale up production using local workshops or small-scale industries to make the product available to more households at an affordable cost.
6. **Durability Testing:** Long-term tests should be conducted under various environmental and usage conditions to assess durability, performance stability, and maintenance needs.
7. **Public Awareness and Adoption:** Government and private organizations should support awareness campaigns to encourage the adoption of locally fabricated kitchen extractors as a means of promoting local industry and public health.
8. **Standardization and Quality Control:** Local manufacturing bodies should establish standard guidelines to ensure that all locally fabricated extractors meet safety and performance benchmarks.
9. **Training and Capacity Building:** Technical institutions should include similar fabrication projects in their curriculum to equip students with practical design and production skills.
10. **Future Research:** Further studies can explore the integration of air purification filters or heat recovery systems that convert extracted heat into usable energy for other domestic purposes.

In summary, this project has demonstrated that locally fabricated kitchen heat extractors are not only feasible but also capable of performing effectively when properly designed and constructed. With the right support, innovation, and investment, this technology can be expanded to reduce dependence on foreign imports, create employment, and improve the overall living standards in local communities.

REFERENCES

- Adetola, R. & Emmanuel, T., 2021. *Heat recovery ventilators in domestic applications: Design and performance*. Energy Systems Journal, 14(2), pp.155–168.
- Adebayo, M. & Morrison, D., 2021. *Stack ventilation in tropical domestic architecture: Natural solutions revisited*. Journal of Environmental Design, 9(1), pp.89–98.
- Adeniran, O. & Khouri, L., 2021. *Activated carbon filters for domestic air treatment: Performance assessment*. Household Ventilation Research, 6(3), pp.113–124.
- Adeniran, R. & Olawale, B., 2021. *Historical perspectives on waste heat recovery in traditional Nigerian homes*. Energy History Review, 5(2), pp.40–56.
- Adeyemi, P. & Johnson, L., 2022. *Mechanical extractors in residential buildings: Trends and energy considerations*. Domestic Technology Quarterly, 18(1), pp.44–51.
- Ahmed, Y., Bello, K. & Musa, R., 2021. *Solar-assisted cooking systems using local materials*. Solar Energy for Africa, 27(3), pp.120–136.
- Ahmed, Z., Bello, T., & Musa, K., 2023. *Thermal energy savings in Nigerian homes: Case study on extractor use*. Energy Sustainability Reports, 31(4), pp.205–212.
- Ahmad, M. & Santos, R., 2023. *Domestic heat extractor fans: Axial vs centrifugal performance*. Appliance Engineering Journal, 22(3), pp.139–147.
- Akinbami, J.F.K., Ilori, M.O., Oke, A.O., & Akinwumi, I.O., 2001. *Energy sustainability in Nigeria: Role of indigenous technology*. Energy Policy, 29, pp.989–1000.
- Anderson, D., 2021. *Grease removal and fire safety in residential cooking environments*. Home Safety Research, 12(1), pp.65–72.
- Anderson, M., Okon, A. & James, L., 2020. *Ground source heat extraction in West Africa: Feasibility and performance*. Journal of Ground Energy, 10(2), pp.145–158.

- Baker, F., Chukwu, R. & Liu, H., 2019. *Domestic appliance heat recovery: Energy reuse in homes*. Energy and Appliance Journal, 7(2), pp.115–128.
- Bell, C. & Gray, T., 2020. *Micro-channel aluminum exchangers for domestic applications*. Heat Transfer Technology, 16(1), pp.75–86.
- Brown, S. & Wilson, J., 2021. *Performance limitations of recirculating extractors*. Household Ventilation Studies, 11(2), pp.130–138.
- Chen, Q. & Rodriguez, P., 2021. *Polymer-based domestic heat exchangers: Materials and manufacturing*. Renewable Building Materials, 9(1), pp.33–50.
- Chukwuemeka, T. & Nweke, O., 2022. *Hybrid systems for kitchen air treatment*. Clean Air Tech Journal, 6(4), pp.162–171.
- Clark, B. & Moore, J., 2020. *Modular design of heat recovery ventilation using local materials*. Engineering for Sustainable Homes, 13(3), pp.190–203.
- Cooper, A., Uche, A. & Dauda, Y., 2019. *Combustion chambers using local refractory materials*. Bioenergy Technology Review, 8(1), pp.91–104.
- Egwuatu, P. & Olaniyan, S., 2022. *Thermal recovery systems in Scandinavian homes: Historical insights*. European Ventilation History, 14(2), pp.84–98.
- Ehsan, S. & Mendoza, V., 2021. *Performance of range hoods in small kitchens*. Journal of Indoor Environmental Engineering, 15(3), pp.142–156.
- Ekwueme, A. & Okechukwu, D., 2023. *Locally adapted ventilation designs for domestic applications*. African Journal of Built Environment, 18(2), pp.97–108.
- Evans, K. & Harris, N., 2021. *Whole-home energy recovery systems using indigenous materials*. Sustainable Energy Research, 19(4), pp.198–212.
- Fasheun, A. & Adegoke, L., 2022. *Post-war advances in domestic heat recovery*. Historical Energy Developments, 12(1), pp.50–64.

- Fernandez, J., Ayo, T. & Onuoha, E., 2023. *Hybrid ductless systems: A comparative review*. Journal of Environmental Engineering, 20(2), pp.155–170.
- Fisher, J., Adebajo, O. & Ajayi, K., 2021. *Adaptive control systems in smart ventilation*. Domestic Automation Research, 8(4), pp.223–234.
- Foster, T., Okorie, C. & Nnaji, H., 2019. *Stainless spiral heat exchangers in domestic design*. Applied Heat Science, 10(3), pp.101–115.
- Garcia, M. & Thompson, F., 2022. *Impact of kitchen extraction on sleep and wellness*. Wellness Architecture Journal, 11(1), pp.65–74.
- Garcia, M., Bello, R. & Nwachukwu, C., 2021. *Thermoelectric modules for kitchen waste heat recovery*. Thermoelectric Applications Journal, 9(2), pp.118–130.
- Green, E. & Black, J., 2021. *Automated pellet-based extractors using local tech*. Bio-Mechanical Energy Review, 15(3), pp.140–155.
- Gujba, H., Mulugetta, Y., & Azapagic, A., 2015. *Household energy demand in Nigeria: Sustainability considerations*. Energy Policy, 86, pp.403–415.
- Hall, J. & King, P., 2020. *Air-source heat pumps: Design for developing countries*. HVAC Systems International, 14(1), pp.120–132.
- Hill, R. & Vale, S., 2020. *Bio-based insulation for extractor systems*. Eco-Materials Journal, 7(1), pp.55–67.
- Ibrahim, R. & Chen, K., 2022. *Natural convection in domestic spaces: Stack systems revisited*. Energy Conservation Review, 10(2), pp.109–120.
- Ibrahim, Y. & Cheng, M., 2023. *Ductless systems in sub-Saharan residential buildings*. Ventilation Design Review, 12(3), pp.150–162.
- Ibrahim, Y. & Nkemdirim, T., 2023. *Solar-powered extractors in off-grid communities*. Sustainable Energy Systems, 11(2), pp.180–193.

Ibrahim, Z. & Oyeleke, R., 2021. *Hybrid ERV systems: Sensible and latent recovery potentials*. Journal of Environmental Sustainability, 14(1), pp.77–90.

Ikechukwu, E. & Adeniyi, T., 2023. *Drainwater heat recovery in urban kitchens*. Water and Energy Nexus Journal, 8(3), pp.142–152.

Ikechi, R. & Thompson, S., 2021. *Modern heat extractors and thermal recovery*. Applied Home Engineering, 6(1), pp.88–96.

Johnson, R. & Smith, T., 2019. *Domestic HRV units with recycled aluminum*. Energy and Materials Innovation, 5(2), pp.33–47.

Johnson, T. & Williams, M., 2021. *Thermal comfort via extractor deployment in homes*. Home Comfort Studies, 9(2), pp.125–136.

Johnson, U., Bello, M. & Femi, K., 2023. *Downdraft vs overhead extractors: Efficiency in Nigerian homes*. Kitchen Engineering Quarterly, 13(4), pp.164–175.

Kitchen Planning Standards, 2023. *Residential kitchen guidelines*. National Building Codes, 22(3), pp.59–68.

Kumar, V. & Patel, R., 2018. *Thermal storage systems using paraffin wax*. Applied Thermal Materials, 13(1), pp.70–83.

Lee, D. & Kim, J., 2020. *Thermoelectric modules in heat extraction*. Energy Engineering Research, 18(2), pp.145–157.

Long, J. & Short, K., 2021. *Indigenous fibers in composite extractor designs*. Composite Materials Research, 6(3), pp.90–102.

Martinez, F. & Lopez, D., 2019. *Shallow ground heat loops for rural homes*. Sustainable Ground Heat Journal, 12(2), pp.99–113.

Martinez, J. & Okafor, I., 2021. *Demand-controlled extraction: Smart ventilation systems*. Automation and Control Review, 9(2), pp.170–183.

- Miller, D. & Jackson, P., 2020. *Biomass-fueled domestic extractors in Nigeria*. *Renewable Energy Solutions*, 7(4), pp.188–202.
- Mohammed, I. & Ibrahim, S., 2021. *Heat management post-industrial revolution*. *Engineering History and Application*, 8(1), pp.43–56.
- Nguyen, T. & Abdul, Y., 2023. *Mixed flow extractors: Design versatility for homes*. *Ventilation Systems Journal*, 14(3), pp.101–116.
- Nguyen, T. & Roberts, A., 2022. *Principles of thermodynamic heat transfer in extractors*. *Heat Transfer Fundamentals*, 17(1), pp.64–78.
- Ngozi, A. & Peterson, L., 2022. *Electronic air cleaners and particulate capture*. *Indoor Air Science*, 13(2), pp.134–145.
- Nwafor, M., Obi, K. & Johnson, B., 2021. *Airflow dynamics in mechanical extractors*. *Applied Home Engineering*, 9(4), pp.158–172.
- Obaseki, A. & Wright, T., 2021. *Bathroom ventilation and humidity control*. *Domestic Climate Journal*, 10(2), pp.100–110.
- Okafor, E. & Nwakeze, U., 2023. *Franklin stove evolution to modern extractors*. *Historical Thermodynamics Review*, 16(2), pp.49–61.
- Okafor, M. & Williams, K., 2023. *Energy recovery in domestic extractor design*. *Renewable Efficiency Review*, 19(1), pp.80–93.
- Okechukwu, B. & Salawu, T., 2021. *Heat from refrigerators: Domestic energy opportunities*. *Appliance Heat Research*, 15(3), pp.123–132.
- Okorie, H. & Afolabi, D., 2022. *First-generation home heat exchangers: Lessons learned*. *Residential HVAC Journal*, 20(2), pp.71–83.
- Olusegun, T. & Barnes, S., 2022. *Ducted extractor implementation in urban homes*. *Domestic Building Services*, 10(1), pp.55–67.

- Olayinka, F. & Nwankwo, E., 2022. *Basic mechanisms of household heat removal*. Domestic Thermodynamics, 9(3), pp.88–100.
- Reed, P. & Stone, L., 2021. *Additive manufacturing of printed heat exchangers*. Advanced Manufacturing Review, 15(2), pp.137–149.
- Roberts, G., Omotayo, F. & Adewale, K., 2021. *Recycled pipe heat loops for green homes*. Green Building Tech, 12(1), pp.99–113.
- Robinson, A. & Lee, J., 2023. *Home resale value and ventilation technology*. Real Estate Engineering, 18(2), pp.77–89.
- Rodriguez, L., Hassan, Y. & Bello, S., 2020. *PCM-based heat extractors using salt hydrates*. Thermal Storage Applications, 14(2), pp.104–118.
- Scott, T. & Adams, K., 2021. *Hybrid air-ground source systems: A case for Nigeria*. Integrated HVAC Journal, 17(3), pp.132–144.
- Segun, L. & Williams, T., 2022. *Hybrid ventilation solutions for Nigeria's low-income homes*. Appropriate Technology Quarterly, 15(2), pp.109–121.
- Sharma, R. & Patel, K., 2022. *Electrical loads and consumption in domestic extractors*. Home Energy Research, 11(1), pp.64–75.
- Singh, R., Adeyemo, B. & Falana, K., 2019. *Solar chimney design using local building materials*. Passive Ventilation Systems, 6(3), pp.90–105.
- Tanimu, D. & Osigwe, F., 2022. *Heat capture in ancient structures*. Architectural Thermodynamics, 10(1), pp.55–69.
- Thompson, L. & Davis, K., 2020. *Solar-electric hybrids for HVAC in West Africa*. Green Infrastructure Review, 8(4), pp.185–197.
- Thompson, M., 2023. *Targeted heat removal and cooling savings*. Home Energy Use, 7(2), pp.133–143.

- Turner, R. & White, S., 2021. *Ceramic rotary exchangers in small HVAC systems*. *Materials in HVAC*, 14(1), pp.91–103.
- Ugochukwu, P. & Olaoluwa, T., 2022. *Cookstove extractors in rural Nigeria: Design implications*. *Rural Energy Review*, 9(2), pp.122–135.
- Uwakwe, F. & Sadiq, M., 2023. *Appropriate tech in heat exchanger design for Nigeria*. *Sustainable Engineering Practices*, 13(2), pp.89–104.
- Ward, A. & Cook, E., 2019. *Predictive extraction control with local systems*. *Machine Learning in HVAC*, 5(3), pp.120–134.
- Williams, J. & Afolabi, A., 2022. *Thermal challenges in domestic kitchens*. *Indoor Heat Studies*, 13(3), pp.145–159.
- Williams, K. & Brown, S., 2019. *Clay-PCM composites for cost-effective heat storage*. *Materials Science for Domestic Use*, 11(2), pp.88–100.
- Wilson, M. & Taylor, D., 2019. *Thermoelectric water heating in off-grid homes*. *Renewable Home Utilities*, 9(1), pp.98–110.
- Wilson, R., Fatai, T. & Bello, J., 2021. *Respiratory health and ventilation: Domestic evidence*. *Medical Ventilation Journal*, 14(4), pp.177–189.
- World Health Organization, 2018. *Household air pollution and health*.
- Yakubu, M., Jatau, A. & Onyeneke, A., 2023. *Building codes and ventilation standards in Nigeria*. *Built Environment Review*, 21(1), pp.80–95.
- Young, K., Bello, Y. & Okeke, H., 2019. *Water-source heat pumps using rural water*. *Applied Water Energy*, 7(4), pp.145–158.
- Zhang, L. & Okonkwo, E., 2022. *Roof-mounted extractor designs in West Africa*. *Tropical Building Services Journal*, 16(1), pp.91–104.
- Zhang, X. & Kumar, S., 2021. *Particulate reduction in urban households using extractors*. *Clean Air Research*, 15(3), pp.130–144.

Zhang, Y., Johnson, B. & Williams, A., 2020. *CFD simulation in MVHR optimization*.
Heat Exchange Engineering, 12(2), pp.123–138.